



# English for Libya

Primary 1 Pupil's Book



*Garnet*  
EDUCATION

English for Libya Primary 1 Pupil's Book  
State of Libya  
Ministry of Education  
Curricula and Educational Research Centre

**Published by**

Garnet Publishing Ltd.  
8 Southern Court, South Street,  
Reading RG1 4QS, UK

First edition, copyright © 2018 Garnet Publishing Ltd.

Reprinted 2019.

The right of the authors to be identified as authors of this work has been asserted by them in accordance with the Copyright, Designs and Patents Act 1988.

All rights reserved. No part of this publication may be reproduced, stored in a retrieval system, or transmitted in any form or by any means, electronic, mechanical, photocopying, recording, or otherwise, without the prior written permission of the C.E.R.C (Libya). Any person who does any unauthorized act in relation to this publication may be liable to criminal prosecution and civil claims for damages.

إشراف: لجنة من مركز المناهج التعليمية والبحوث التربوية

# CONTENTS

---

Book Map .....	4
<b>Unit 1</b> The Alphabet .....	7
<b>Unit 2</b> My Family .....	17
<b>Unit 3</b> My Body .....	29
<b>Unit 4</b> My House .....	41
<b>Unit 5</b> Things Around Us .....	53
<b>Unit 6</b> My Classroom .....	65
<b>Unit 7</b> My Toys .....	77
<b>Unit 8</b> At The Zoo .....	89
<b>Unit 9</b> Things I Know .....	101
Stories .....	114
Picture Dictionary .....	122
Writing Practice .....	127

# Book Map

	UNIT 1 The Alphabet Page 7	UNIT 2 My Family Page 17	UNIT 3 My Body Page 29	UNIT 4 My House Page 41
The Alphabet and Phonics	<ul style="list-style-type: none"> <li>• (a-z) a, b, c, d, e, f, g, h, i, j, k, l, m, n, o, p, q, r, s, t, u, v, w, x, y, z</li> </ul>	<ul style="list-style-type: none"> <li>• s, a, t, p, i, n</li> </ul>	<ul style="list-style-type: none"> <li>• c, k, e, h, r, m, d</li> </ul>	<ul style="list-style-type: none"> <li>• g, o, u, l, f, b</li> </ul>
Theme vocabulary	<ul style="list-style-type: none"> <li>• apple, ball, car, duck, elephant, flower, gate, hand, insect, jam, kite, lemon, monkey, nose, orange, plane, queen, rocket, sun, tomato, umbrella, violin, watch, x-ray, yo-yo, zebra</li> </ul>	<ul style="list-style-type: none"> <li>• sister, son, mum, dad, brother, grandma, grandpa</li> <li>• How many brothers do you have? Three.</li> <li>• He's my dad.</li> <li>• She's my mum.</li> </ul>	<ul style="list-style-type: none"> <li>• hand, hair, head, arm, body, leg, foot, ear, eye, mouth, nose, face</li> </ul>	<ul style="list-style-type: none"> <li>• carpet, blanket, garden, gate, roof, window, door, wall, bed, table, bin, chair, desk, sitting room, bedroom, kitchen</li> </ul>
High-frequency words and phrases	<ul style="list-style-type: none"> <li>• Good morning.</li> <li>• Good afternoon.</li> </ul>	<ul style="list-style-type: none"> <li>• Hello. Goodbye.</li> <li>• blue, red, green, yellow</li> <li>• What's your name?</li> <li>• I'm ...</li> <li>• How old are you? I'm ...</li> <li>• apple, ant, taxi, tomato, plane, pizza, ink, insect, net, nose, sit, pat, tin, pin</li> </ul>	<ul style="list-style-type: none"> <li>• What is it? It's a ...</li> <li>• What are they? They are ...</li> <li>• How many?</li> <li>• I wash my face.</li> <li>• I wash my hands.</li> <li>• I brush my teeth.</li> <li>• I brush my hair.</li> <li>• My nose. My eyes.</li> </ul>	<ul style="list-style-type: none"> <li>• orange, pink, black, white, brown, grey</li> <li>• We have a green ...</li> <li>• I have ... / I have a red ...</li> <li>• The cat is in the hat.</li> <li>• The cat is on the mat.</li> </ul>

## Icon Key



Ask and answer



Colour



Compare



Count



Do



Draw



Listen, look and say



Listen, point and say



Listen, tick and draw



Look and find



Look and say
















Make



UNIT 5 Things Around Us Page 53	UNIT 6 My Classroom Page 65	UNIT 7 My Toys Page 77	UNIT 8 At The Zoo Page 89	UNIT 9 Things I Know ... Page 101
<ul style="list-style-type: none"> <li>ai, j, oa, ie, ee, or</li> </ul>	<ul style="list-style-type: none"> <li>z, w, ng, v, oo</li> </ul>	<ul style="list-style-type: none"> <li>y, x, ch, sh, th</li> </ul>	<ul style="list-style-type: none"> <li>qu, ou, oi, ue, er, ar</li> </ul>	<ul style="list-style-type: none"> <li>letters of the alphabet</li> </ul>
<ul style="list-style-type: none"> <li>train, boat, plane, car, bus, house, cake, apple, fish, monkey, bag, ruler, ball, rocket, doll, kite</li> </ul>	<ul style="list-style-type: none"> <li>open, draw, close, stand up, sit down, hands up, hands down, turn around, close your eyes, open them, book, bag, teacher, ruler, pencil case, rubber, pen, pencil</li> </ul>	<ul style="list-style-type: none"> <li>toys, yo-yo, doll, bike, skates, bear, car, train, bus, kite, puzzle, balloon</li> </ul>	<ul style="list-style-type: none"> <li>animals, penguin, goat, snake, camel</li> </ul>	<ul style="list-style-type: none"> <li>review of vocabulary</li> <li>story</li> <li>rhyiming words</li> </ul>
<ul style="list-style-type: none"> <li>Is it a ...? / Is it ...?</li> <li>Yes, it is. / No, it isn't.</li> <li>numbers</li> <li>colours</li> <li>How many ...? Three.</li> <li>How many boats?</li> <li>What colour is the ...?</li> <li>It's red.</li> </ul>	<ul style="list-style-type: none"> <li>What's this?</li> <li>It's a pen.</li> <li>It's a pencil.</li> </ul>	<ul style="list-style-type: none"> <li>thin, think, Thank you.</li> <li>How many ...?</li> <li>this, that, these, those</li> <li>the alphabet</li> </ul>	<ul style="list-style-type: none"> <li>big, funny, little, long</li> <li>Where's the ...?</li> <li>It's in the ...</li> <li>It's on the ...</li> <li>in, on</li> <li>There's a monkey on the tree.</li> </ul>	<ul style="list-style-type: none"> <li>I have a pen and a pencil.</li> <li>How many ...?</li> <li>What is it?</li> <li>What can you see?</li> <li>my room</li> <li>Hello. What's your name?</li> <li>How old are you?</li> <li>Goodbye.</li> </ul>



 Listen and do	 Listen, say and find	 Listen and look	 Listen and say	 Listen and sing	 Listen, draw, circle, tick or cross	
 Match	 Say	 Sing	 Tick and draw	 Trace	 Trace and say	 Write



# Unit 1

## The Alphabet

- Lesson 1** p.8 the letters of the alphabet
- Lesson 2** p.9 letters a – g, apple, ball, car, duck, elephant, flower, gate, Good morning. Good afternoon.
- Lesson 3** p.10 letters h – k, hand, insect, jam, kite
- Lesson 4** p.11 letters l – p, lemon, monkey, nose, orange, plane
- Lesson 5** p.12 letters q – v, queen, rocket, sun, tomato, umbrella, violin
- Lesson 6** p.13 letters w – z, watch, x-ray, yo-yo, zebra
- Lesson 7** p.14 the letters of the alphabet
- Lesson 8** p.15 the letters of the alphabet

# Unit 1



























# The Alphabet


## Lesson 1



Look and listen.



Aa 	Bb 	Cc 	Dd 	Ee 
Ff 	Gg 	Hh 	Ii 	Jj 
Kk 	Ll 	Mm 	Nn 	Oo 
Pp 	Qq 	Rr 	Ss 	Tt 
Uu 	Vv 	Ww 	Xx 	
Yy 	Zz 			





Listen and say.



Aa



Ee



Bb



Ff



Cc



Gg




Dd




Sing.



Listen and say.



Good morning.



Good afternoon.

Aa

Bb

Cc

Dd

Ee

Ff

Gg

Hh

Ii

Jj

Kk

Ll

Mm

Nn

Oo

Pp

Qq

Rr

Ss

Tt

Uu

Vv

Ww

Xx

Yy

Zz

Unit 1 The Alphabet

Lesson 3



Listen and say.



Hh



Jj



Ii



Kk



Sing.



Look and find.





Listen and say.



Ll



Oo



Mm



Pp



Nn



Sing.



Play a game.



- Aa
- Bb
- Cc
- Dd
- Ee
- Ff
- Gg
- Hh
- Ii
- Jj
- Kk
- Ll
- Mm
- Nn
- Oo
- Pp
- Qq
- Rr
- Ss
- Tt
- Uu
- Vv
- Ww
- Xx
- Yy
- Zz

Unit 1 The Alphabet

Lesson 5



Listen and say.



Qq



Tt



Rr



Uu



Ss



Vv



Sing.



Play a game.





Listen and say.

11

Ww



Yy



Xx



Zz



Sing.

12



Make a poster.



Aa  
Bb  
Cc  
Dd  
Ee  
Ff  
Gg  
Hh  
Ii  
Jj  
Kk  
Ll  
Mm  
Nn  
Oo  
Pp  
Qq  
Rr  
Ss  
Tt  
Uu  
Vv  
Ww  
Xx  
Yy  
Zz

Unit 1 The Alphabet

Lesson 7



Listen, point and say.

13

A a	B b	C c	D d
E e	F f	G g	H h
I i	J j	K k	L l
M m	N n	O o	P p
Q q	R r	S s	T t
U u	V v	W w	X x
Y y	Z z		



Sing.

14



Listen and do.

15



Listen and say.

16



Circle the odd one out.

c	e	c	c	c
p	p	p	b	p
g	g	g	g	d
u	o	o	o	o



Listen and circle.

17

a	b	c	d	e	f	g
h	i	j	k	l	m	n
o	p	q	r	s	t	
u	v	w	x	y	z	

Aa  
Bb  
Cc  
Dd  
Ee  
Ff  
Gg  
Hh  
Ii  
Jj  
Kk  
Ll  
Mm  
Nn  
Oo  
Pp  
Qq  
Rr  
Ss  
Tt  
Uu  
Vv  
Ww  
Xx  
Yy  
Zz

























# Now I can ...

- say the alphabet.

- say some English words.

- make a picture.

- say "Good morning." and "Good afternoon."

Aa 	Bb 	Cc 	Dd 	Ee 	Ff 	Gg 
Hh 	Ii 	Jj 	Kk 	Ll 	Mm 	Nn 
Oo 	Pp 	Qq 	Rr 	Ss 	Tt 	Uu 
Vv 	Ww 	Xx 	Yy 	Zz 		



# Unit 2

## My Family

**Lesson 1 p.18** s, sister, son, Hello. Goodbye.

**Lesson 2 p.19** a, apple, ant, Colours – blue, green, red, yellow

**Lesson 3 p.20** t, taxi, tomato, What's your name? I'm ...

**Lesson 4 p.21** p, plane, pizza, Numbers – 1, 2, 3, 4, 5

**Lesson 5 p.22** i, ink, insect, Numbers – 6, 7, 8, 9, 10

**Lesson 6 p.23** n, net, nose, How many brothers do you have? Three.

**Lesson 7 p.24** dad, mum, sister, brother, grandma, grandpa, He's my dad. She's my mum.

**Lesson 8 p.25** s, a, t, p, i, n

**Lesson 9 p.26** capital letters

**Lesson 10 p.27** sit, pat, tin, pin

# Unit 2


# My Family

## Lesson 1



Look, listen and say.

18



# Ss



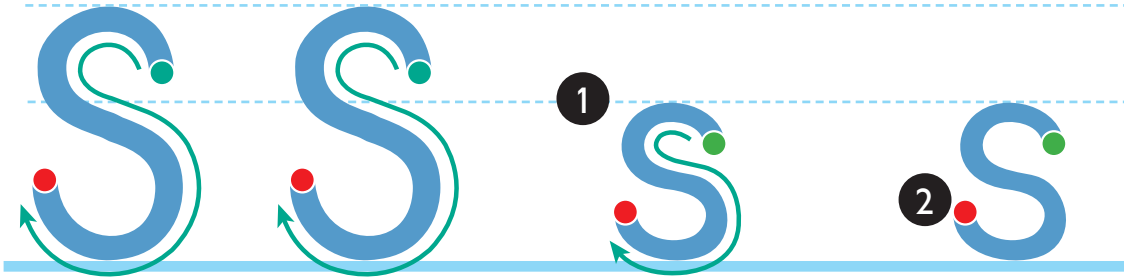
sister



son




Trace and say.



Listen and say.

19





Look, listen and say.

20



Aa



apple



ant



Aa

Bb

Cc

Dd

Ee

Ff

Gg

Hh

Ii

Jj

Kk

Ll

Mm

Nn

Oo

Pp

Qq

Rr

Ss

Tt

Uu

Vv

Ww

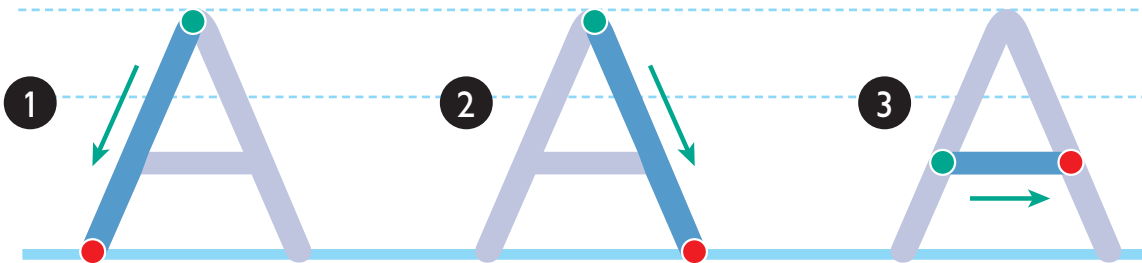
Xx

Yy

Zz



Trace and say.



Listen and say.


21

blue

green

red

yellow




Unit 2 My Family

Lesson 3

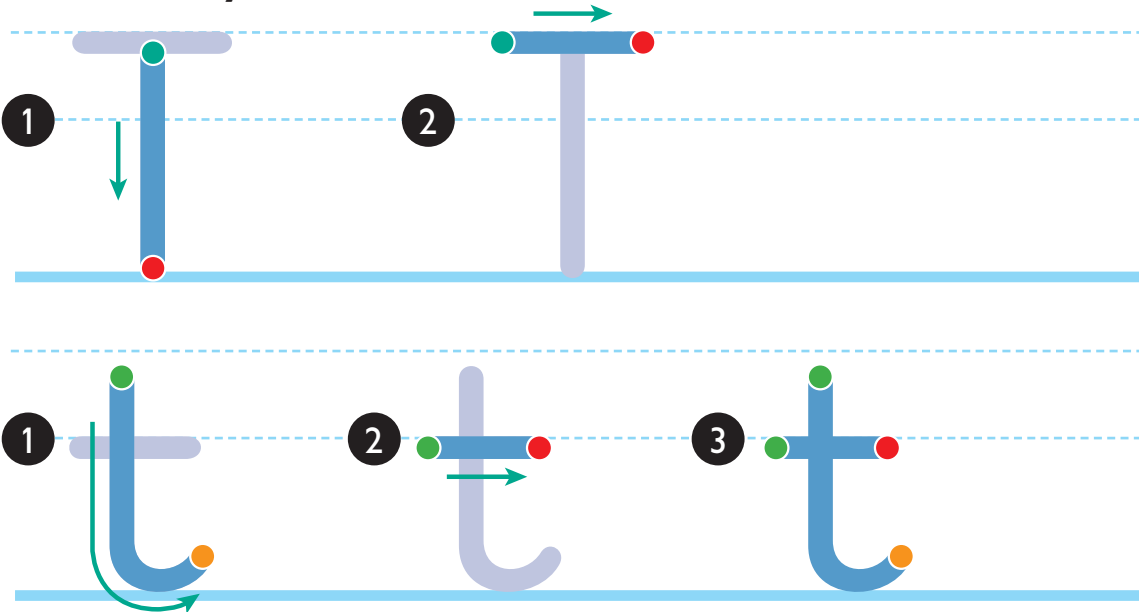


Look, listen and say.

22



Trace and say.




Listen and say.

23

What's your name?

I'm Nadia.

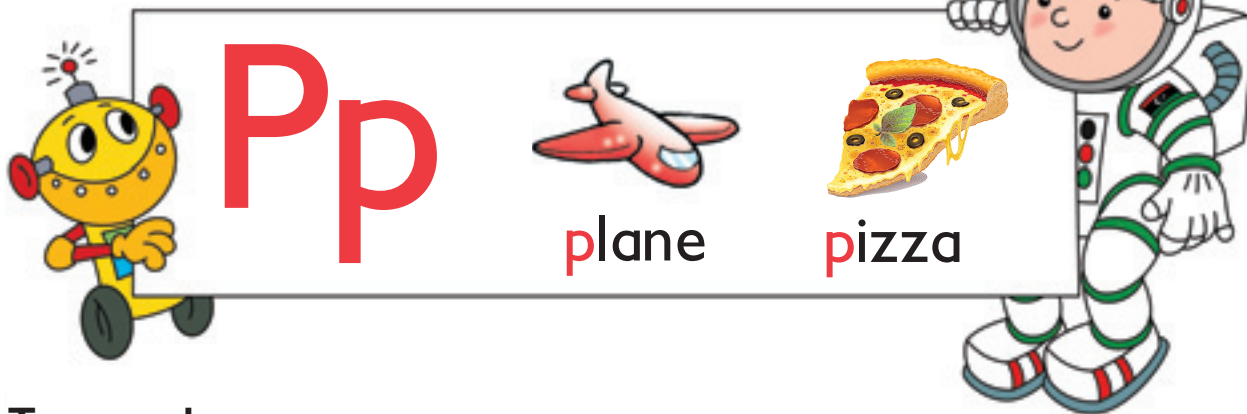
I'm Ahmed.





Look, listen and say.

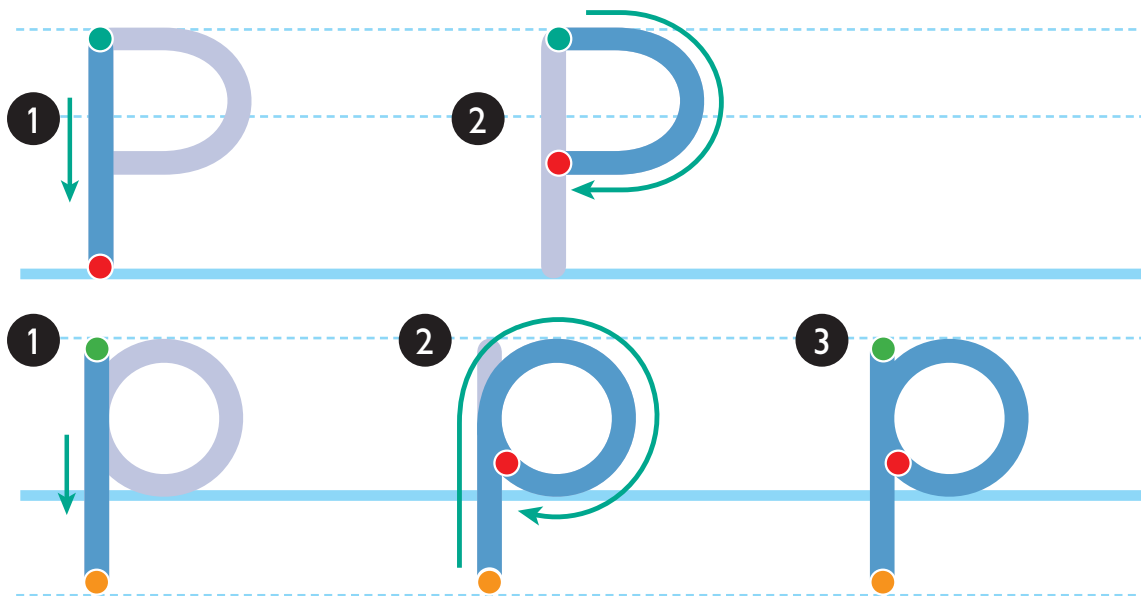
24



Aa  
Bb  
Cc  
Dd  
Ee  
Ff  
Gg  
Hh  
Ii  
Jj  
Kk  
Ll  
Mm  
Nn  
Oo  
Pp  
Qq  
Rr  
Ss  
Tt  
Uu  
Vv  
Ww  
Xx  
Yy  
Zz



Trace and say.



Listen and say. Sing.

25



26



Sing.

27

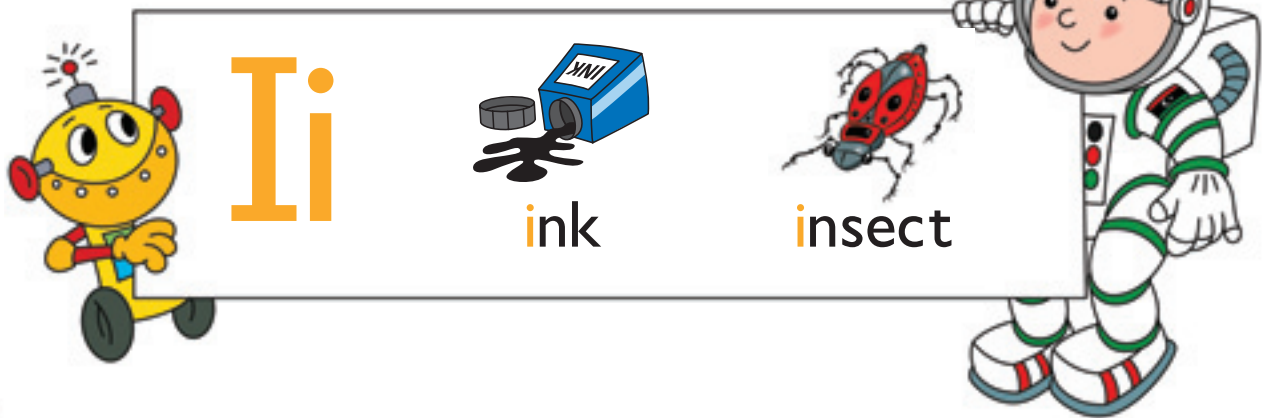
Unit 2 My Family

Lesson 5

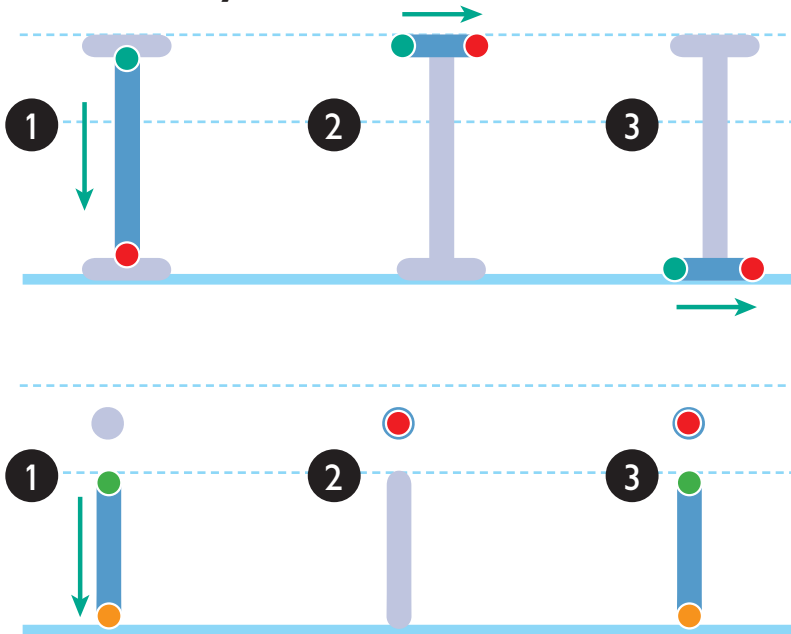


Look, listen and say.

28




Trace and say.



Listen and say.

29





Look, listen and say.

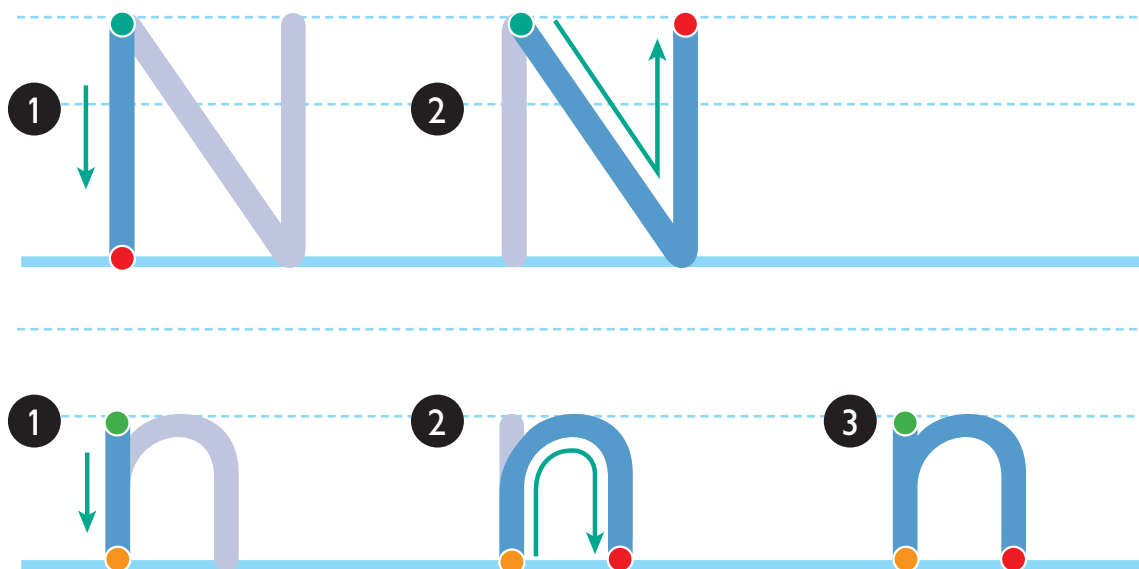
30



Aa  
Bb  
Cc  
Dd  
Ee  
Ff  
Gg  
Hh  
Ii  
Jj  
Kk  
Ll  
Mm  
Nn  
Oo  
Pp  
Qq  
Rr  
Ss  
Tt  
Uu  
Vv  
Ww  
Xx  
Yy  
Zz



Trace and say.



Listen and say.

31

How many brothers do you have?




Unit 2 My Family

Lesson 7




Look, listen and say.

32



Sing.

33



Trace and match.



S

s

a

a

t

t

p

p

i

i

n

n



tomato



ink



sister



nose



plane



apple

Aa

Bb

Cc

Dd

Ee

Ff

Gg

Hh

Ii

Jj

Kk

Ll

Mm

Nn

Oo

Pp

Qq

Rr

Ss

Tt

Uu

Vv

Ww

Xx

Yy

Zz





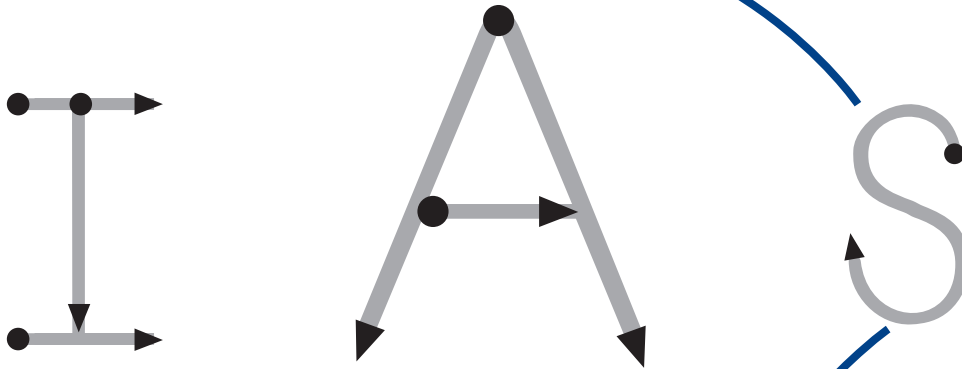
Unit 2 My Family

Lesson 9

Trace and match.



s a t n i p





Look and say.

son ink taxi

s-i-t sit

plane apple tomato

p-a-t pat

taxi ink net

t-i-n tin

pizza insect nose

p-i-n pin



Listen and say.

- Aa
- Bb
- Cc
- Dd
- Ee
- Ff
- Gg
- Hh
- Ii
- Jj
- Kk
- Ll
- Mm
- Nn
- Oo
- Pp
- Qq
- Rr
- Ss
- Tt
- Uu
- Vv
- Ww
- Xx
- Yy
- Zz

## Now I can ...

• say greetings.

• say colours.

• ask and answer about names.

• count to ten.

• say family words.

• make some words.



# Unit 3

## My Body

- Lesson 1** p.30 c, car, cat, k, key, kite
- Lesson 2** p.31 e, egg, elbow, What is it? It's a ...  
What are they? They are ...
- Lesson 3** p.32 h, hand, hair, How many?
- Lesson 4** p.33 r, red, rabbit, hand, hair, elbow, foot,  
head, arm, body, leg
- Lesson 5** p.34 m, mouth, moon, ear, eye, mouth,  
nose, face
- Lesson 6** p.35 d, dog, duck, My nose. My eyes.
- Lesson 7** p.36 I wash my face/hands. I brush my  
teeth/hair.
- Lesson 8** p.37 c, e, h, d, k, m, r
- Lesson 9** p.38 capital letters
- Lesson 10** p.39 hit, ten, hen, make, cake, racket, packet

# Unit 3

# My Body

## Lesson 1

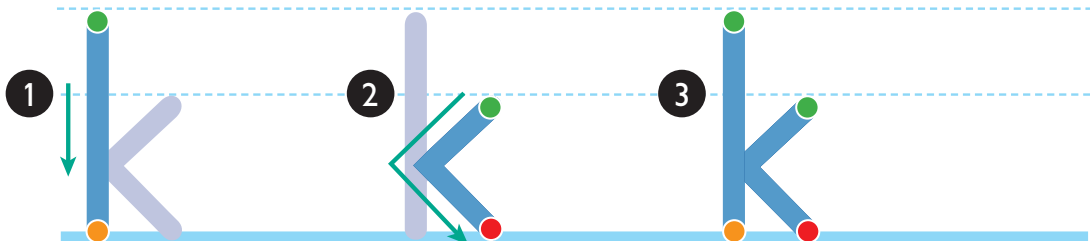
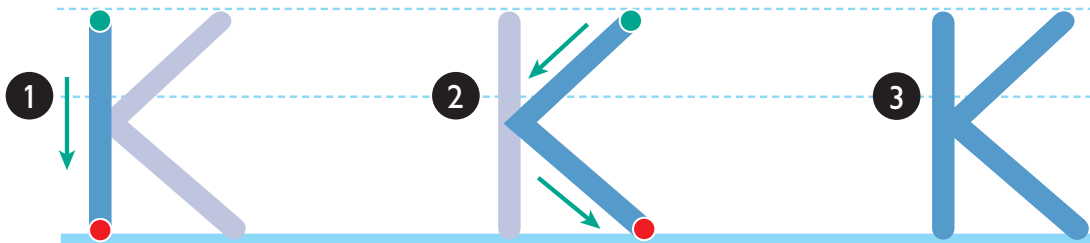
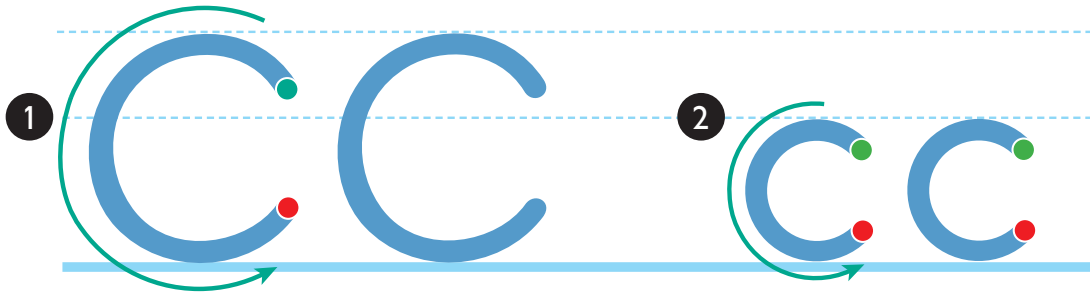


Look, listen and say.

35



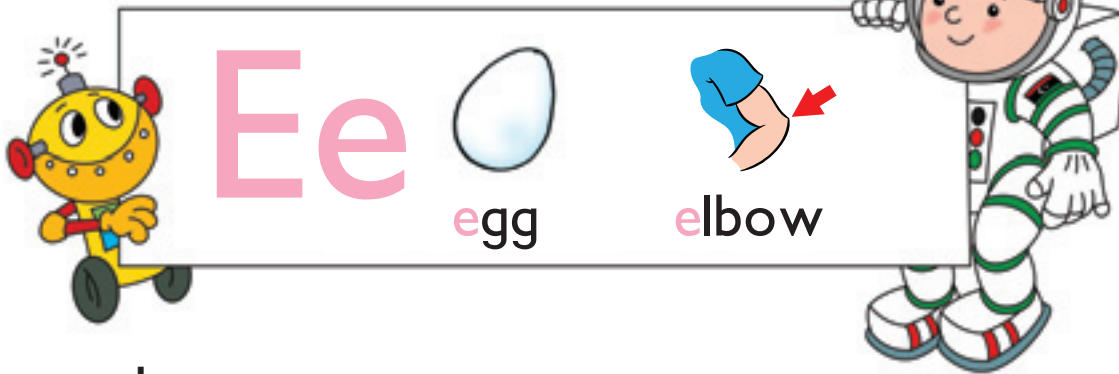
Trace and say.



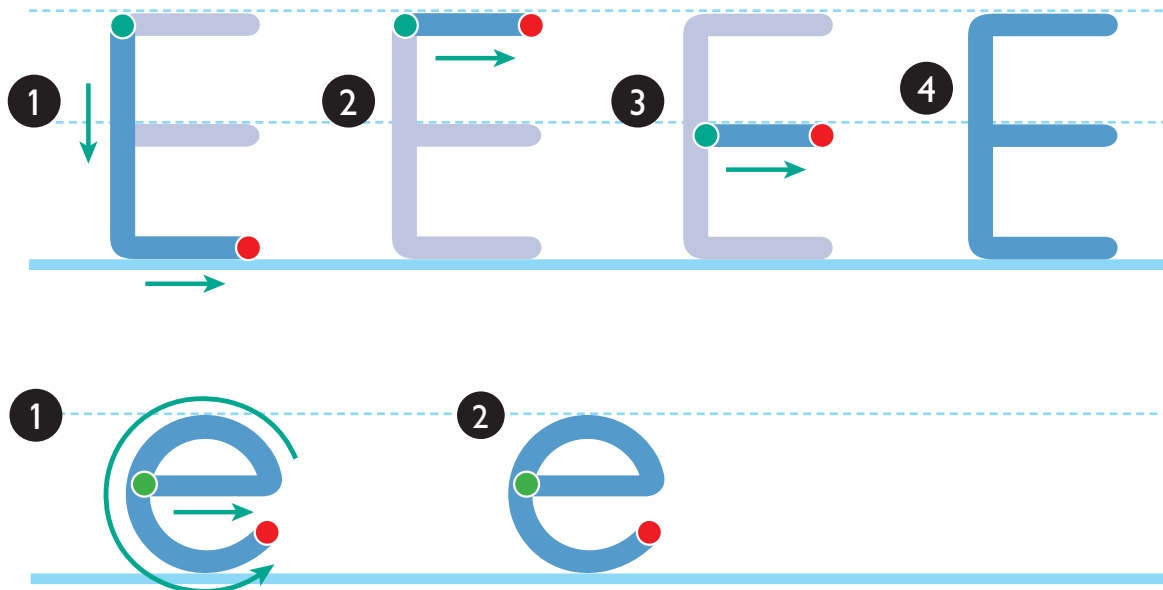


Look, listen and say.

36



Trace and say.



Look and say.


What is it?

It's a kite.



What are they?

They are kites.



It's an egg.



They are eggs.



- Aa
- Bb
- Cc
- Dd
- Ee
- Ff
- Gg
- Hh
- Ii
- Jj
- Kk
- Ll
- Mm
- Nn
- Oo
- Pp
- Qq
- Rr
- Ss
- Tt
- Uu
- Vv
- Ww
- Xx
- Yy
- Zz

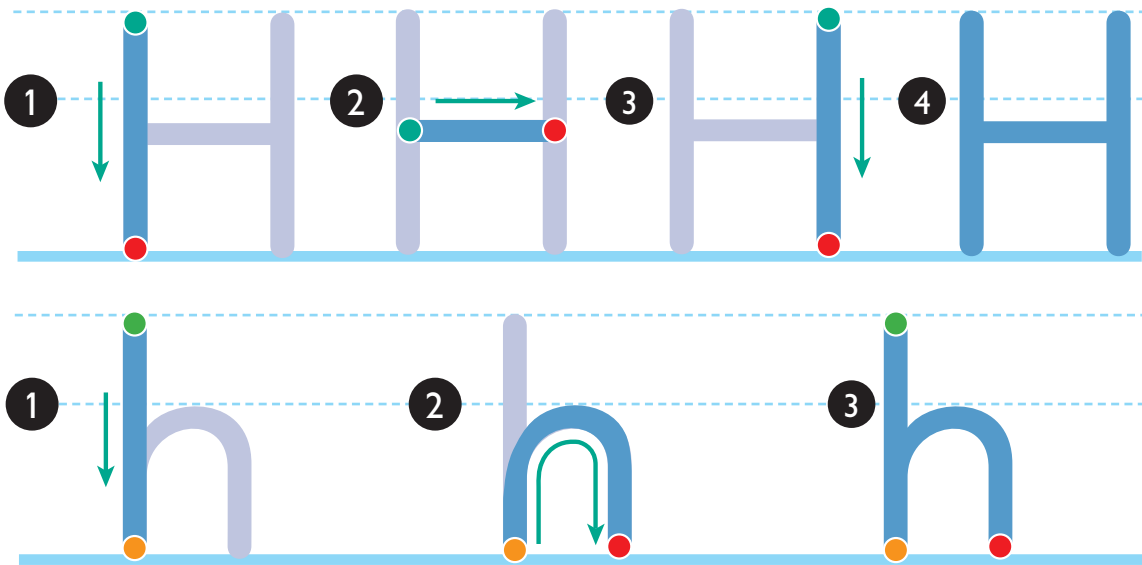


Look, listen and say.

37

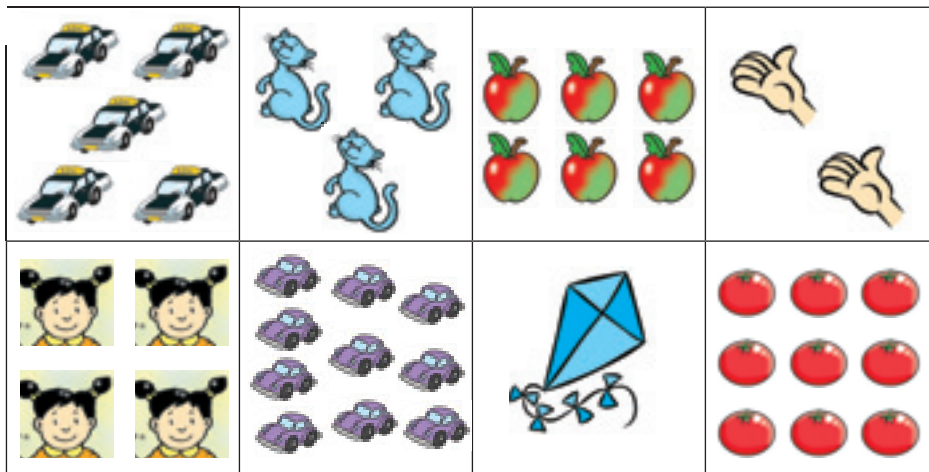


Trace and say.



Look, listen and say.

38

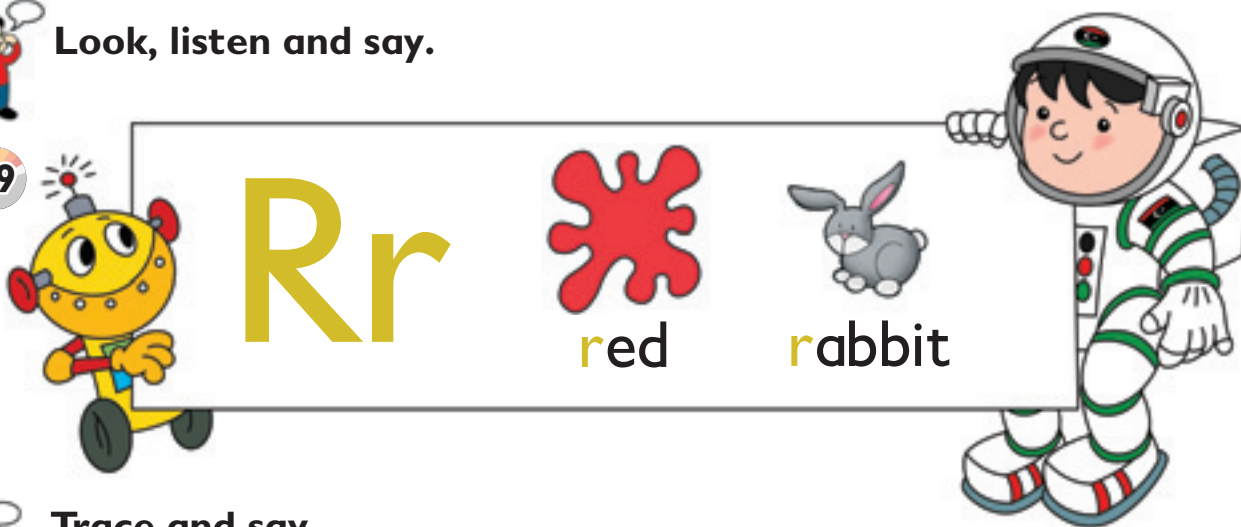


How many hands?

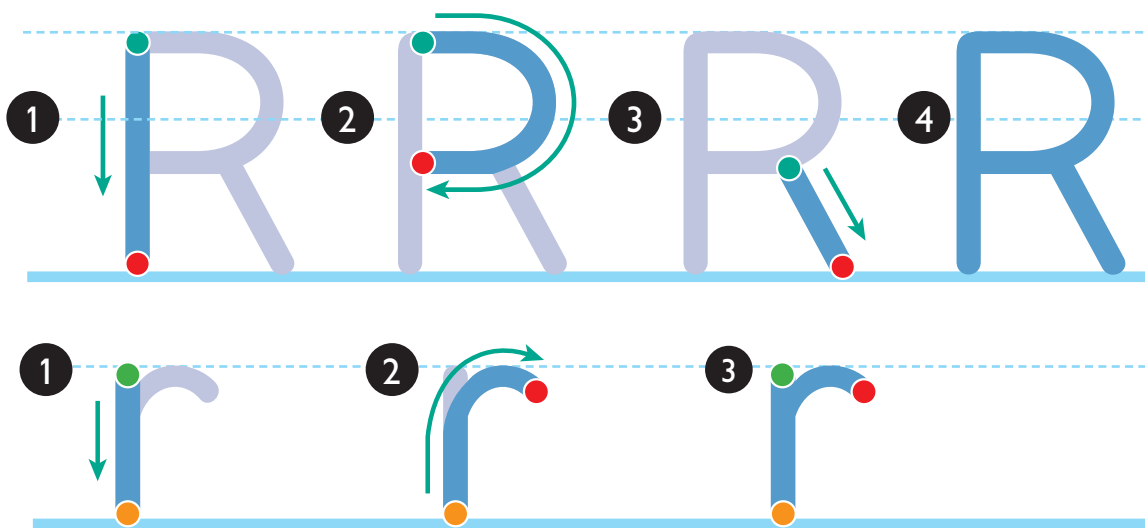
2

Look, listen and say.

39



Trace and say.



Look, point and say.



- Aa
- Bb
- Cc
- Dd
- Ee
- Ff
- Gg
- Hh
- Ii
- Jj
- Kk
- Ll
- Mm
- Nn
- Oo
- Pp
- Qq
- Rr
- Ss
- Tt
- Uu
- Vv
- Ww
- Xx
- Yy
- Zz

Unit 3 My Body

Lesson 5

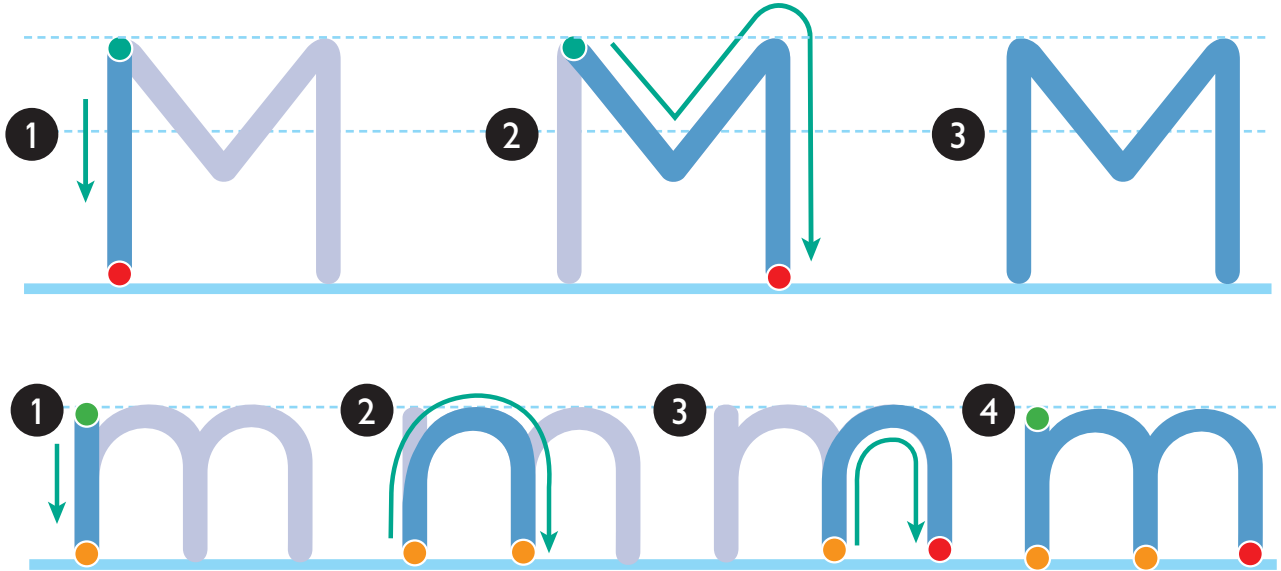


Look, listen and say.

40

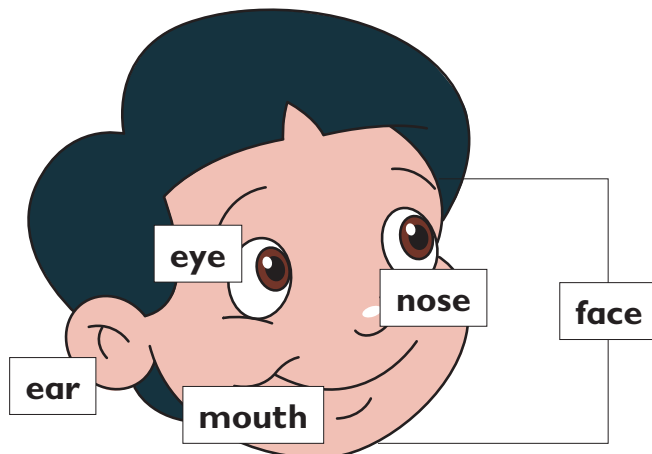


Trace and say.



Listen, point and say.

41





Look, listen and say.

42



Dd



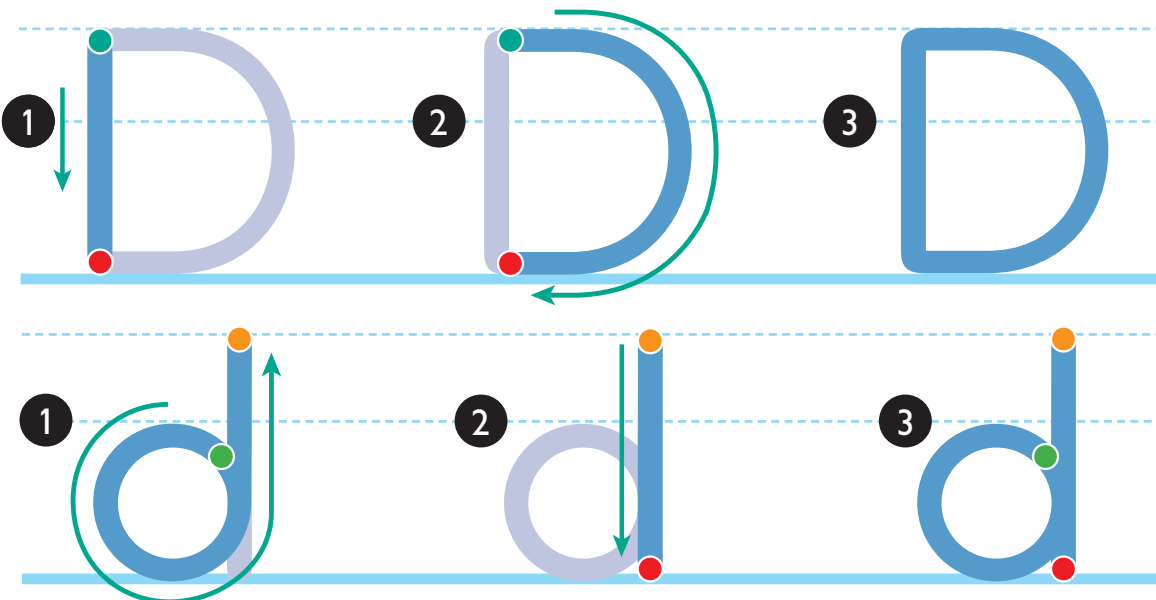
dog



duck




Trace and say.



Look, point and say.

My nose.

My eyes.



- Aa
- Bb
- Cc
- Dd
- Ee
- Ff
- Gg
- Hh
- Ii
- Jj
- Kk
- Ll
- Mm
- Nn
- Oo
- Pp
- Qq
- Rr
- Ss
- Tt
- Uu
- Vv
- Ww
- Xx
- Yy
- Zz



Look and say.

Ahmed



Nadia



Tim



Sarah



Sing.

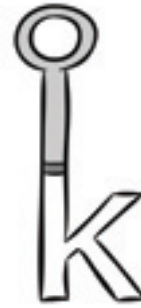


Find and say.

c




k



egg

e

m



h



r



d



Listen. Find and circle.



c

a **c** i n

r

i t r s

k

t i p k

m

n m a i

44

e

s a e t

d

p s d t

h

p n a h

Aa

Bb

Cc

Dd

Ee

Ff

Gg

Hh

Ii

Jj

Kk

Ll

Mm

Nn

Oo

Pp

Qq

Rr

Ss

Tt

Uu

Vv

Ww

Xx

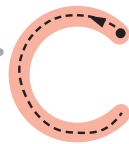
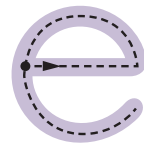

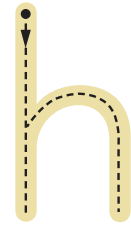
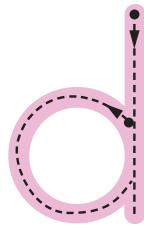
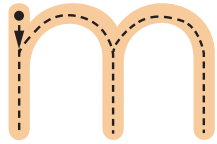
Yy

Zz



Unit 3 My Body

Lesson 9

Match and trace.



Trace.





Look and say.

h-i-t hit hit

t-e-n ten ten



h-e-n hen hen

m-a-k-e make make

c-a-k-e cake cake

r-a-c-k-e-t racket racket

p-a-c-k-e-t packet packet



Listen and say.

45



Aa

Bb

Cc

Dd

Ee

Ff

Gg

Hh

Ii

Jj

Kk

Ll

Mm

Nn

Oo

Pp

Qq

Rr

Ss

Tt

Uu

Vv

Ww

Xx

Yy

Zz

## Now I can ...

- ask and answer about things.
- ask and answer about how many.
- say body words.
- say face words.
- say bathroom words.
- make more words.



# Unit 4

## My House

**Lesson 1 p.42** g, gate, garden, Colours – orange, pink, black, white, brown, grey

**Lesson 2 p.43** o, orange, olive, carpet, blanket, garden

**Lesson 3 p.44** u, umbrella, under, We have a ...

**Lesson 4 p.45** l, lemon, lion, I have a green ...

**Lesson 5 p.46** f, flower, fish, roof, window, door, wall

**Lesson 6 p.47** b, ball, bed, table, bin, chair, desk

**Lesson 7 p.48** my house

**Lesson 8 p.49** g, o, u, f, l, b, gate, orange, under, flower, lemon, bed, legs, milk, bags, nest, fan

**Lesson 9 p.50** capital letters

**Lesson 10 p.51** The cat is in the hat. The cat is on the mat.

# Unit 4

# My House

## Lesson 1



Look, listen and say.

46




# Gg



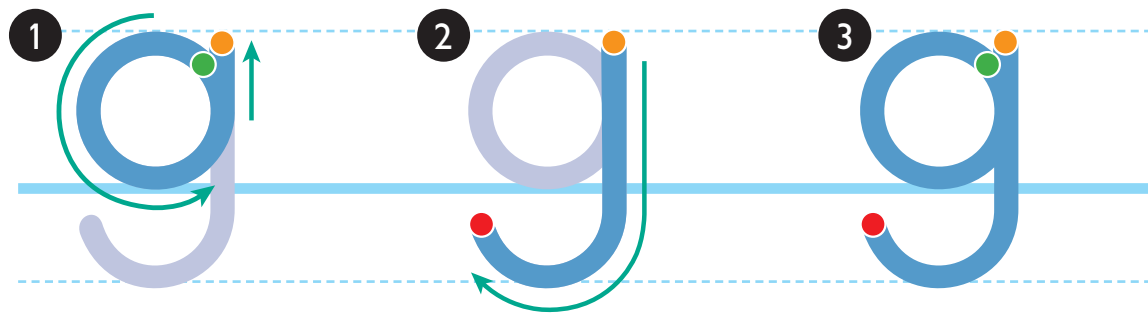
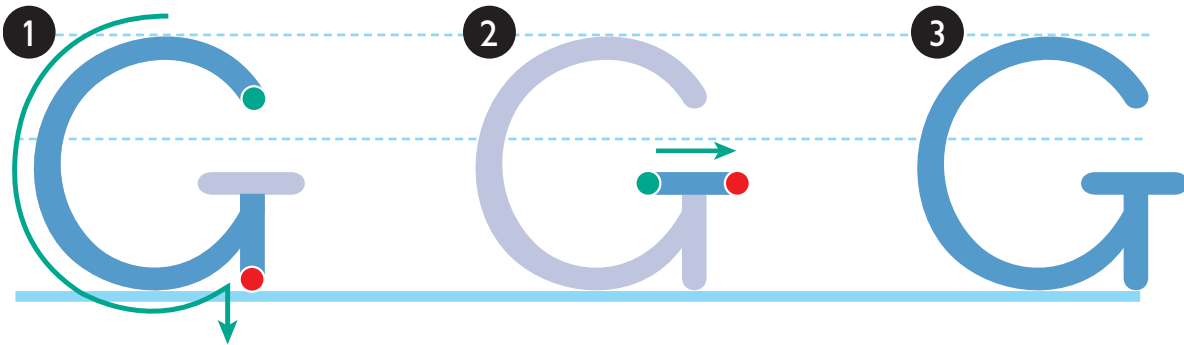
garden



gate




Trace and say.



Listen and say.

47

48

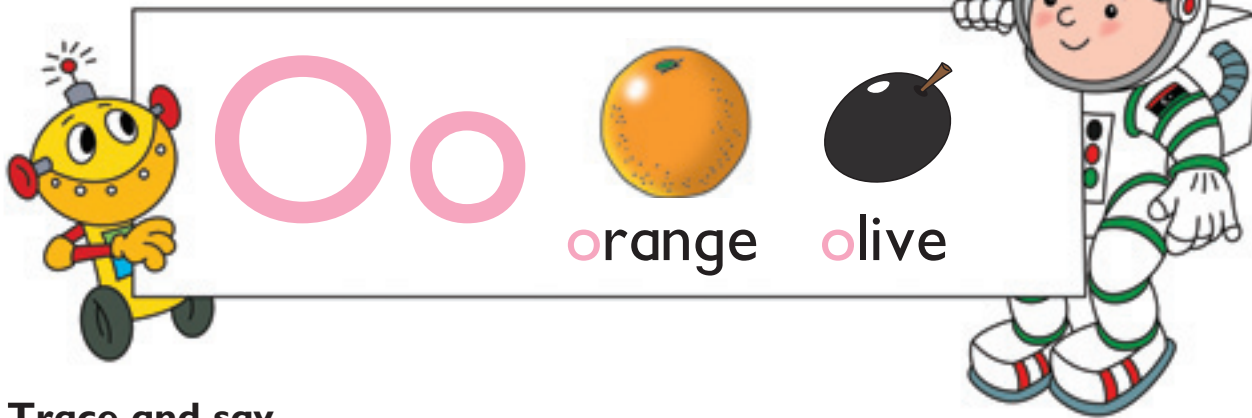


orange pink black white brown grey



Look, listen and say.

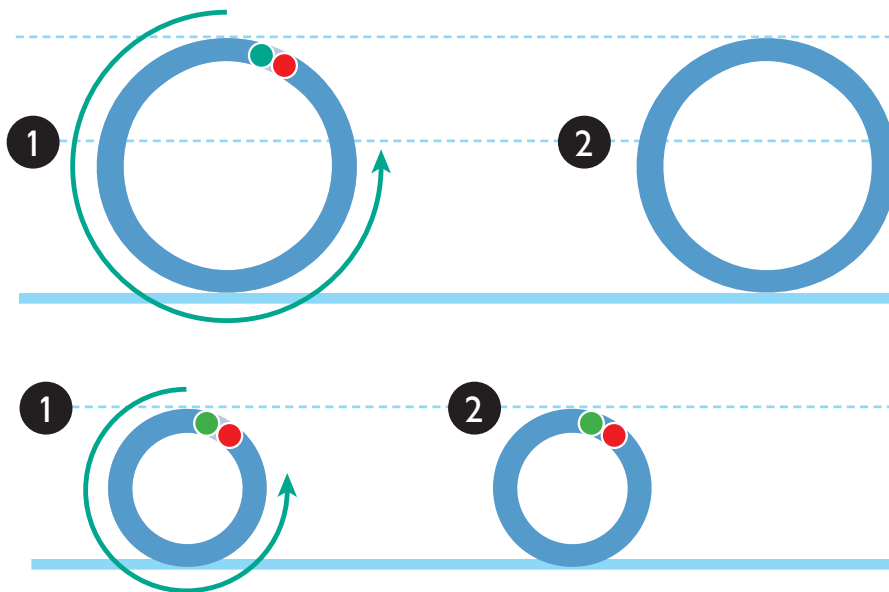
49



Aa  
Bb  
Cc  
Dd  
Ee  
Ff  
Gg  
Hh  
Ii  
Jj  
Kk  
Ll  
Mm  
Nn  
Oo  
Pp  
Qq  
Rr  
Ss  
Tt  
Uu  
Vv  
Ww  
Xx  
Yy  
Zz

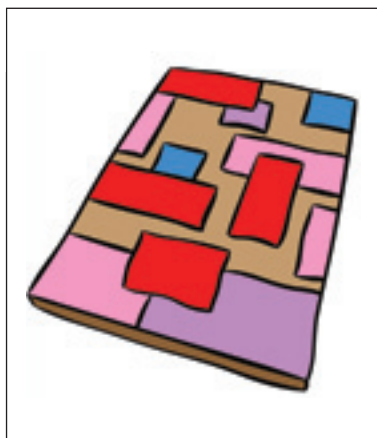


Trace and say.



Listen and say.


50



carpet



blanket



garden

Unit 4 My House

Lesson 3

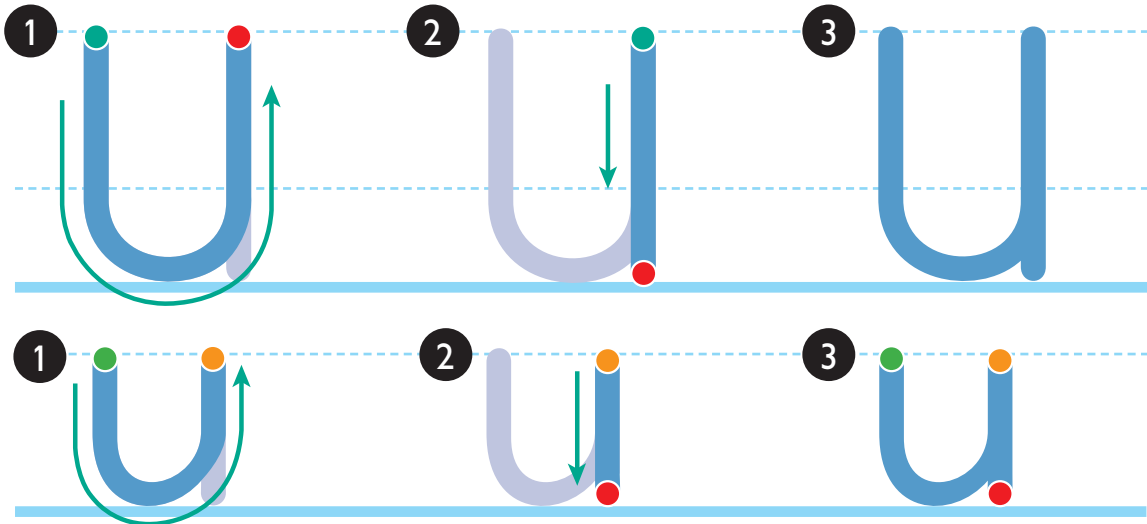


Look, listen and say.

51

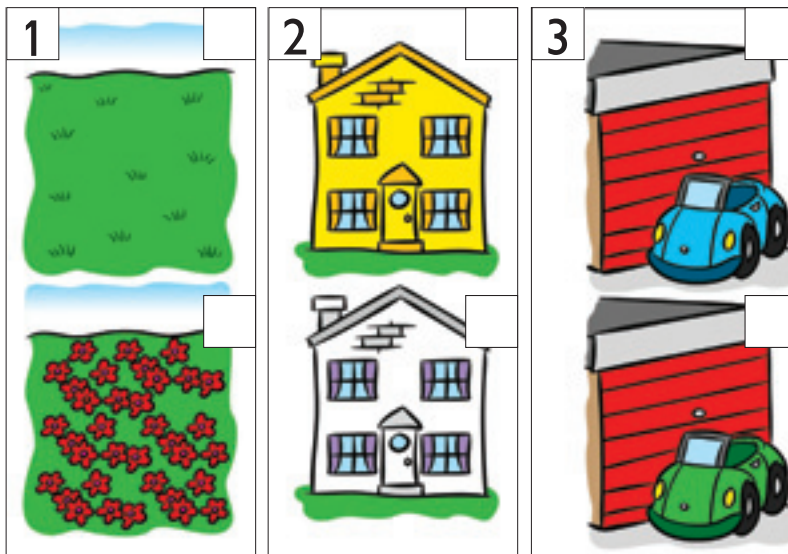


Trace and say.



Look and tick (✓).

52



1 We have a green garden.

2 We have a white house.

3 We have a blue car.





Look, listen and say.

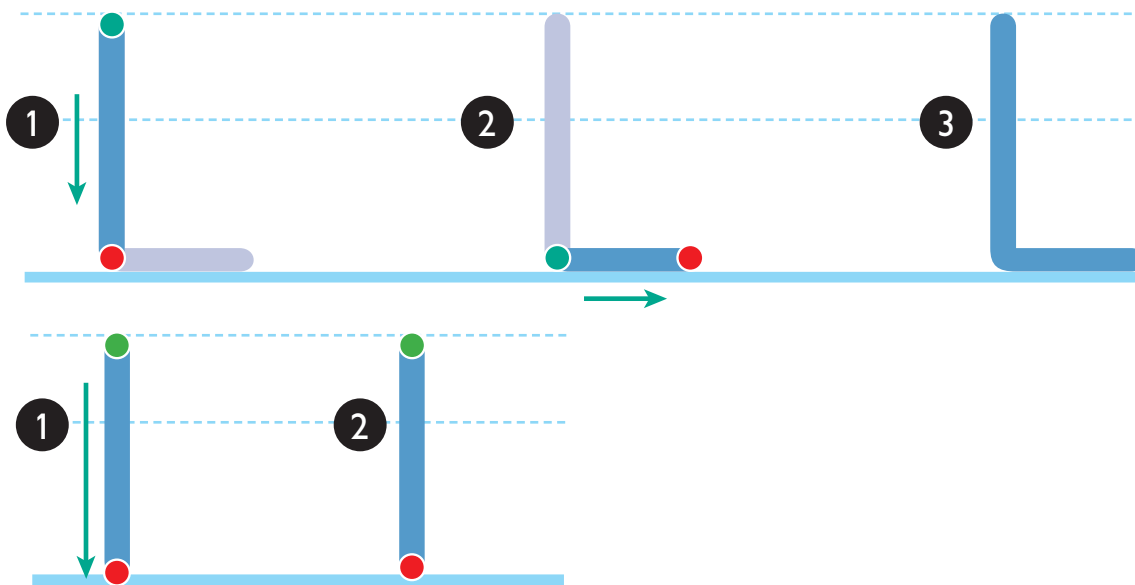
53



Aa  
Bb  
Cc  
Dd  
Ee  
Ff  
Gg  
Hh  
Ii  
Jj  
Kk  
Ll  
Mm  
Nn  
Oo  
Pp  
Qq  
Rr  
Ss  
Tt  
Uu  
Vv  
Ww  
Xx  
Yy  
Zz



Trace and say.



Listen and say.

54



I have orange flowers.



I have a green door.



I have white windows.



I have blue flowers.




Unit 4 My House

Lesson 5

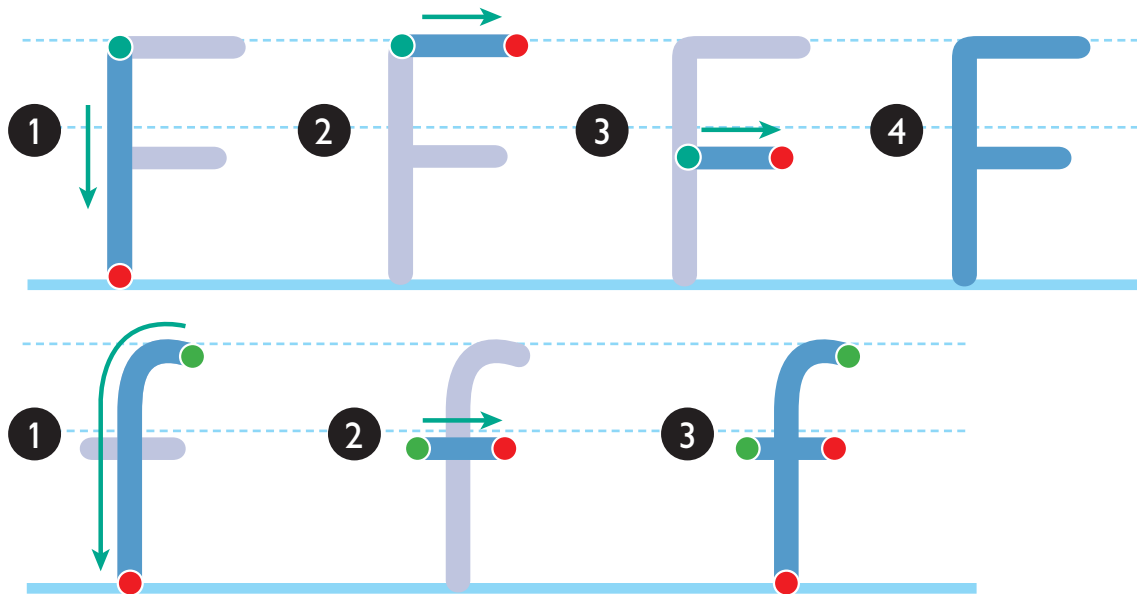


Look, listen and say.

55




Trace and say.



Look, listen and say.

56



yellow

red

green

blue



Look, listen and say.

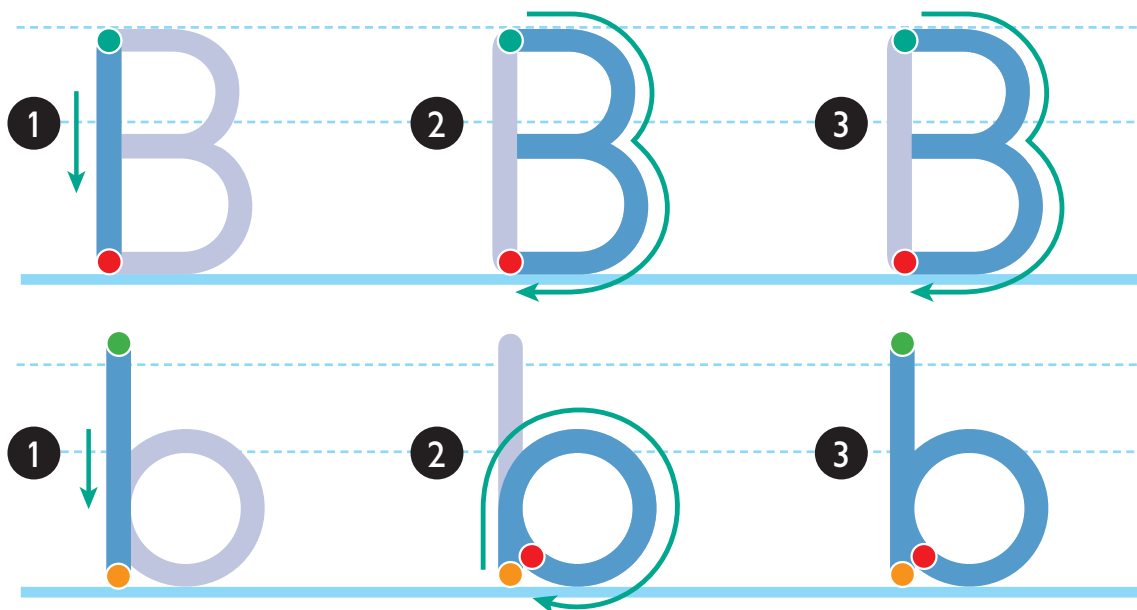
57




Aa  
**Bb**  
 Cc  
 Dd  
 Ee  
**Ff**  
 Gg  
 Hh  
 Ii  
 Jj  
 Kk  
 Ll  
 Mm  
 Nn  
 Oo  
 Pp  
 Qq  
 Rr  
 Ss  
 Tt  
 Uu  
 Vv  
 Ww  
 Xx  
 Yy  
 Zz



Trace and say.



Look and say.







Listen and say.

58






Trace and say.



Look and say.



Aa

Bb

Cc

Dd

Ee

Ff

Gg

Hh

Ii

Jj

Kk

Ll

Mm

Nn

Oo

Pp

Qq

Rr

Ss

Tt

Uu

Vv

Ww

Xx

Yy

Zz



Match and trace.

A B C D E F G H I K L M N O P R S T U



a b c d e f g h i k l m n o p r s t u



R B K C L H  
S P T F M D  
f c u a g t m  
n w b l h o  
r s i d e p






Listen and say.

59

The cat is in the hat.



The cat is on the mat.



Aa

Bb

Cc

Dd

Ee

Ff

Gg

Hh

Ii

Jj

Kk

Ll

Mm

Nn

Oo

Pp

Qq

Rr

Ss

Tt

Uu

Vv

Ww

Xx

Yy

Zz

## Now I can ...

• say colour words.

• say house words.

• identify pictures.

• say words for rooms.

• match letters.

• make more words.



# Unit 5

## Things Around Us

**Lesson 1** p.54 ai, train, tail

**Lesson 2** p.55 j, jam, juice, Is it a ...? Yes, it is. /  
No, it isn't.

**Lesson 3** p.56 oa, boat, coat, Numbers, Colours

**Lesson 4** p.57 ie, pie, tie, How many ...? Three ...

**Lesson 5** p.58 ee, bee, tree, How many boats?

**Lesson 6** p.59 or, fork, popcorn, What colour is the  
apple? It's red.

**Lesson 7** p.60 things around us

**Lesson 8** p.61 train, jam, boat, tie, tree, fork

**Lesson 9** p.62 capital letters

**Lesson 10** p.63 j, ai, oa, ie, ee, or

# Unit 5

# Things Around Us

## Lesson 1



Look, listen and say.

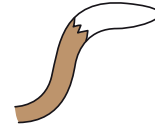
60




ai



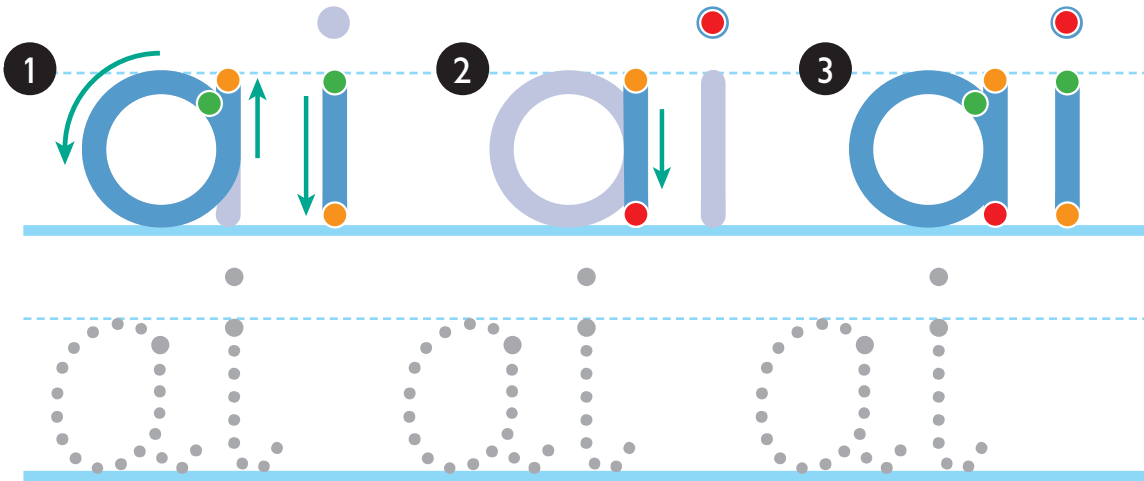
train




tail



Trace and say.



Draw and say.





Look, listen and say.

61



Jj



jam



juice



Aa

Bb

Cc

Dd

Ee

Ff

Gg

Hh

Ii

Jj

Kk

Ll

Mm

Nn

Oo

Pp

Qq

Rr

Ss

Tt

Uu

Vv

Ww

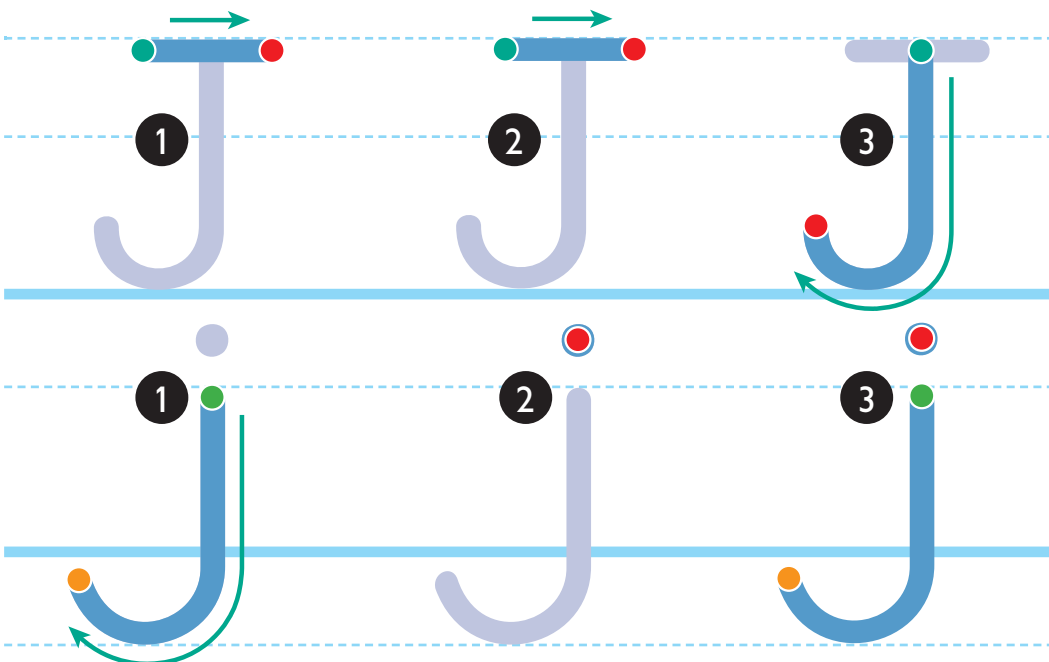
Xx

Yy


Zz



Trace and say.



Ask and answer.




Is it a tomato?

Is it jam?

No, it isn't.

Yes, it is.



Unit 5 Things Around Us

Lesson 3



Look, listen and say.

62




oa



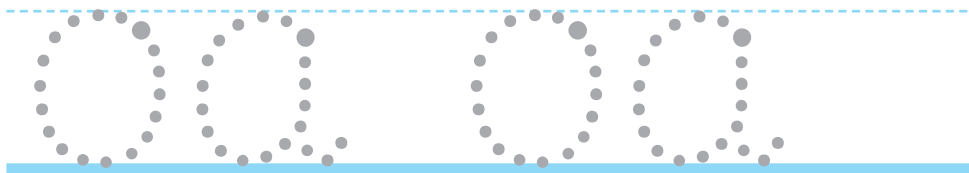
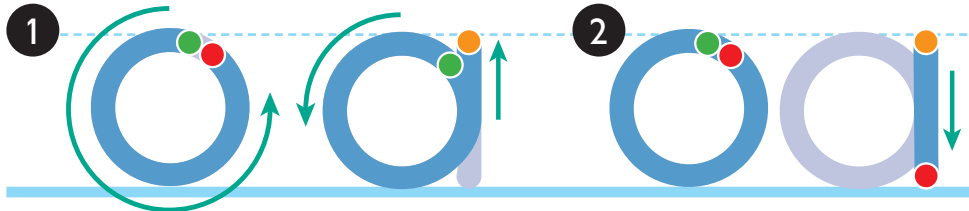
boat



coat



Trace and say.



Listen, point and say.

63


1 2 3 4 5 6 7 8 9 10





Look, listen and say.

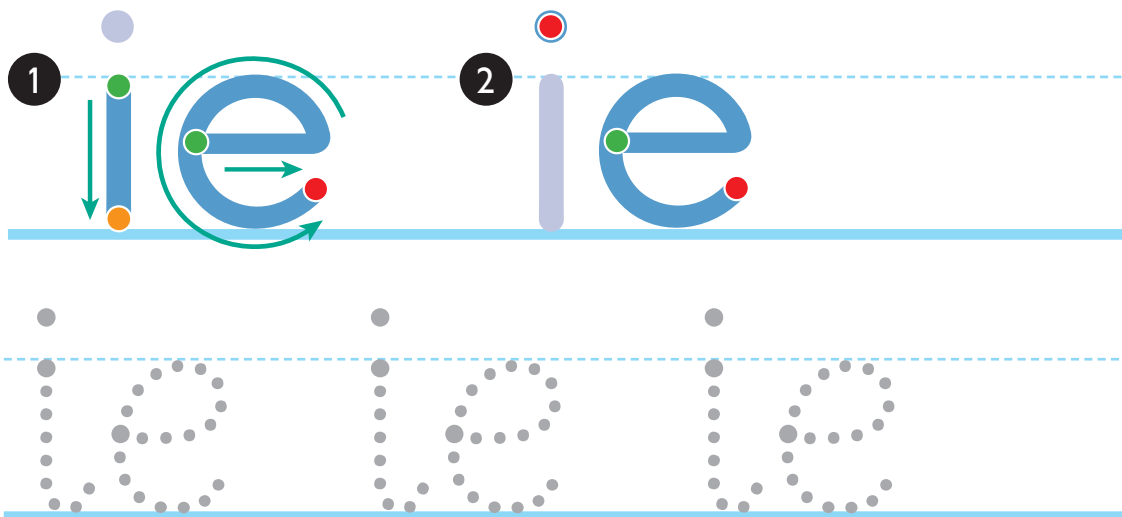
64



Aa  
Bb  
Cc  
Dd  
Ee  
Ff  
Gg  
Hh  
Ii  
Jj  
Kk  
Ll  
Mm  
Nn  
Oo  
Pp  
Qq  
Rr  
Ss  
Tt  
Uu  
Vv  
Ww  
Xx  
Yy  
Zz




Trace and say.



Ask and answer.

How many rabbits?

Three rabbits.



Unit 5 Things Around Us

Lesson 5



Look, listen and say.

65



ee



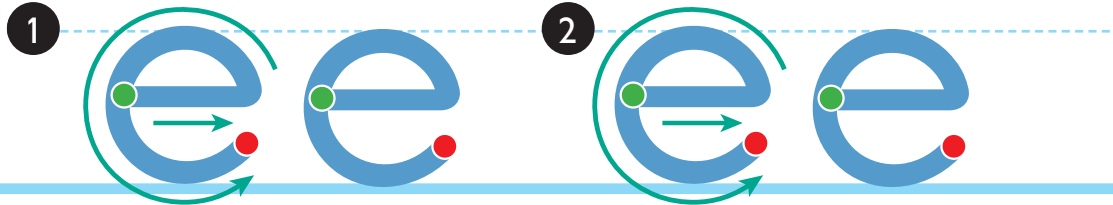
bee




tree



Trace and say.



Find and count. Ask and answer.




How many boats?





Look, listen and say.

66



or



fork




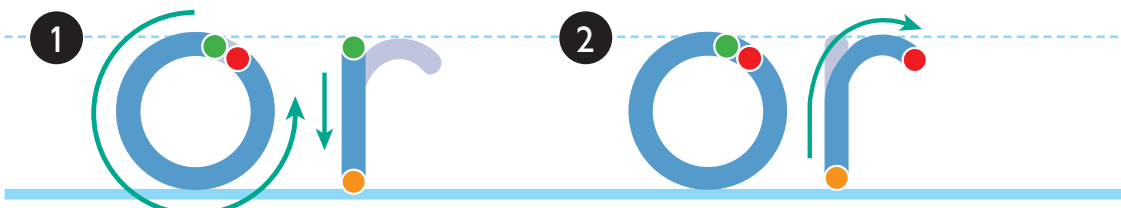
popcorn



Aa  
Bb  
Cc  
Dd  
Ee  
Ff  
Gg  
Hh  
Ii  
Jj  
Kk  
Ll  
Mm  
Nn  
Oo  
Pp  
Qq  
Rr  
Ss  
Tt  
Uu  
Vv  
Ww  
Xx  
Yy  
Zz



Trace and say.







Ask and answer.



What colour is the apple?

It's red.



Unit 5 Things Around Us

Lesson 7



Say the letter. Guess the word.


h




c



f



b




Is it a bus?

Yes, it is.

r



k





t



Trace, say and colour.




t-r-ai-n train



j-a-m jam





b-oa-t boat



t-ie tie

t-r-ee tree



f-or-k fork

Aa

Bb

Cc

Dd

Ee

Ff

Gg

Hh

Ii

Jj

Kk

Ll

Mm

Nn

Oo

Pp

Qq

Rr

Ss

Tt

Uu

Vv

Ww

Xx

Yy

Zz

Unit 5 Things Around Us

Lesson 9



Trace and say.

S s

A a T t

N n

R r

C c

D d

K k

M m

E e

I i

H h

G g

L l


J j

P p

F f




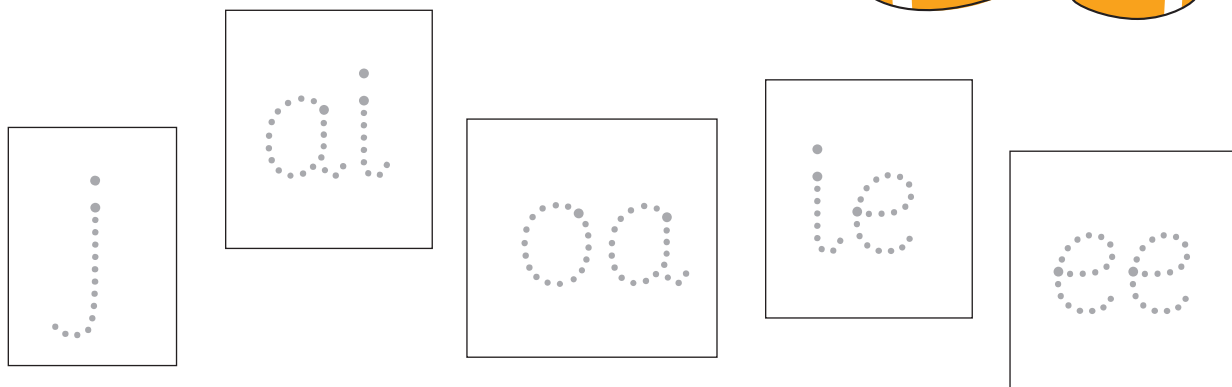

O o U u

B b






Trace and say. Match.



- Aa
- Bb
- Cc
- Dd
- Ee
- Ff
- Gg
- Hh
- Ii
- Jj
- Kk
- Ll
- Mm
- Nn
- Oo
- Pp
- Qq
- Rr
- Ss
- Tt
- Uu
- Vv
- Ww
- Xx
- Yy
- Zz

## Now I can ...

- ask and answer about pictures.
- count to ten.
- talk about colours.
- say how many things I can see.
- ask and answer about colours.
- make more words.
- match letters.



# Unit 6

## My Classroom

**Lesson 1** p.66 z, zebra, zero, open, draw, close

**Lesson 2** p.67 w, window, watch, stand up, sit down,  
hands up, hands down, turn around

**Lesson 3** p.68 ng, king, ring, book, bag, teacher, ruler,  
pencil case, rubber, pen, pencil

**Lesson 4** p.69 v, van, violin

**Lesson 5** p.70 oo, spoon, zoo

**Lesson 6** p.71 oo, foot, book

**Lesson 7** p.72 What's this? It's a ...

**Lesson 8** p.73 book, zoo, wood, moon, foot, boot

**Lesson 9** p.74 capital letters, song

**Lesson 10** p.75 find the difference

# Unit 6

# My Classroom

## Lesson 1

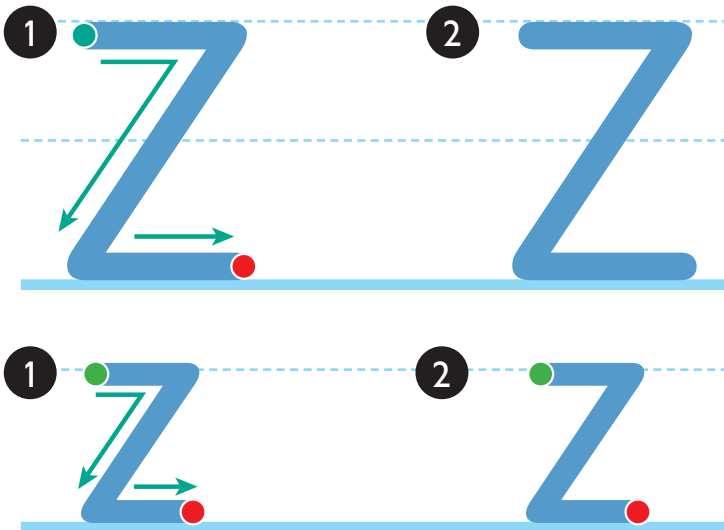


Look, listen and say.

67



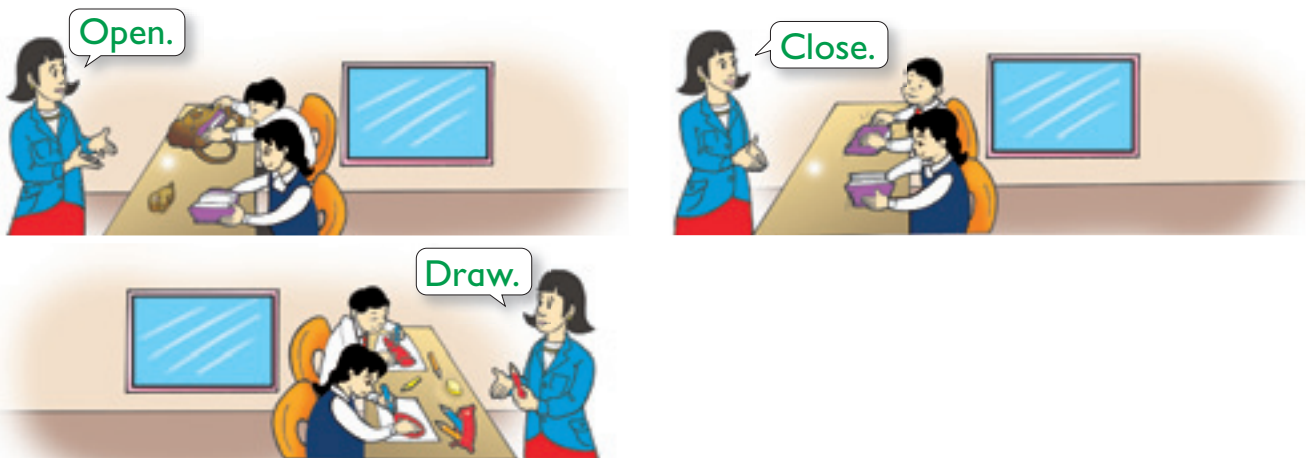
Trace and say.



Look and say. Listen.



68



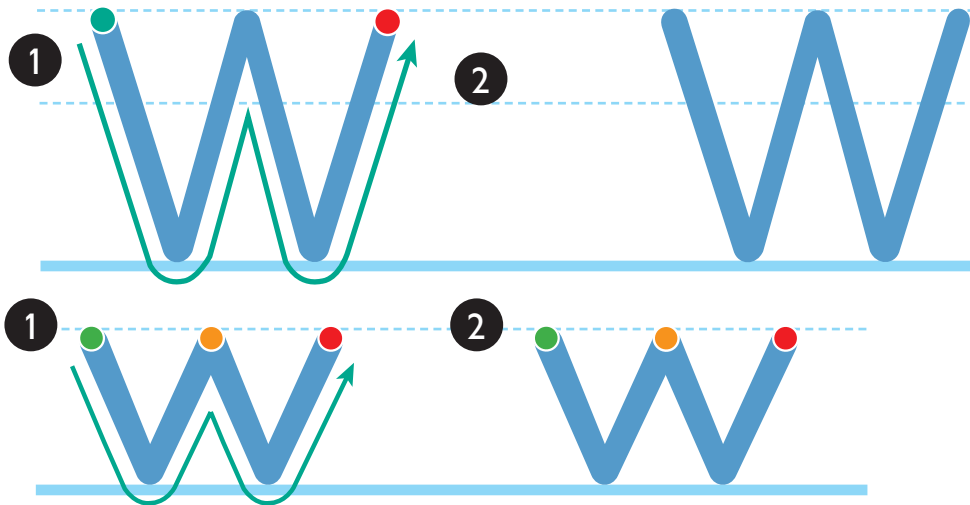


Look, listen and say.

69




Trace and say.



Listen and sing.

70



Aa  
Bb  
Cc  
Dd  
Ee  
Ff  
Gg  
Hh  
Ii  
Jj  
Kk  
Ll  
Mm  
Nn  
Oo  
Pp  
Qq  
Rr  
Ss  
Tt  
Uu  
Vv  
Ww  
Xx  
Yy  
Zz

Unit 6 My Classroom

Lesson 3

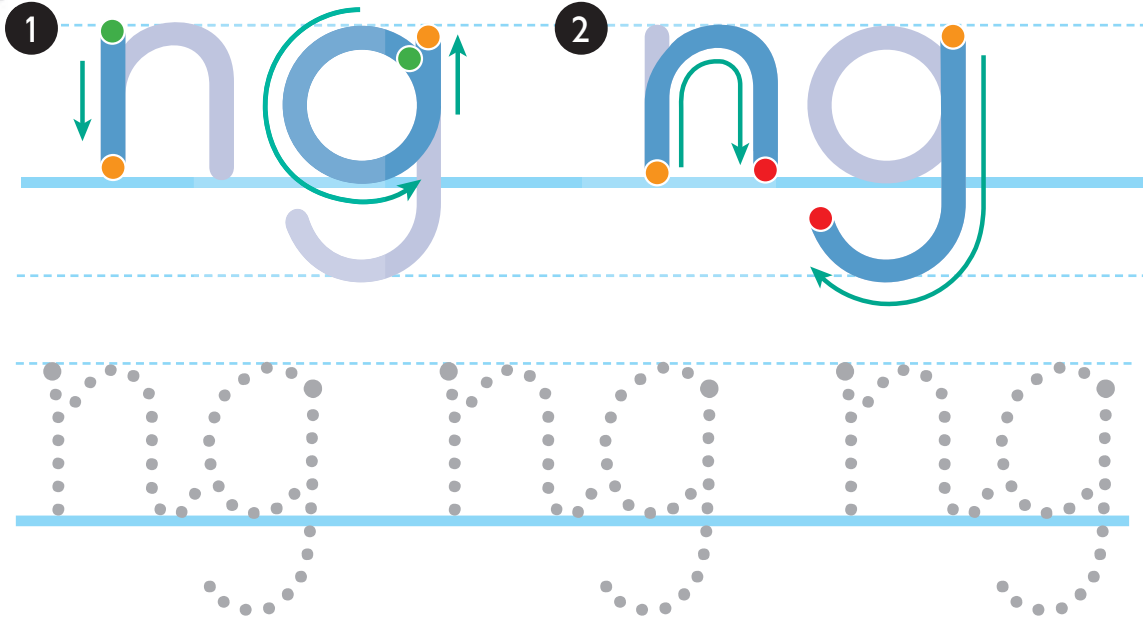


Look, listen and say.

71

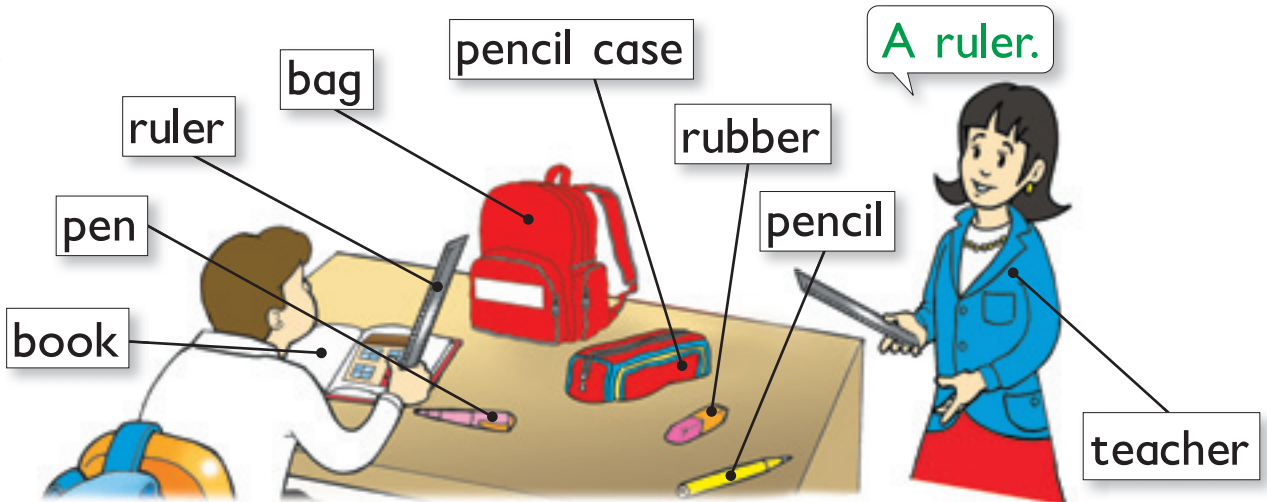


Trace and say.



Listen and say.


72





Look, listen and say.

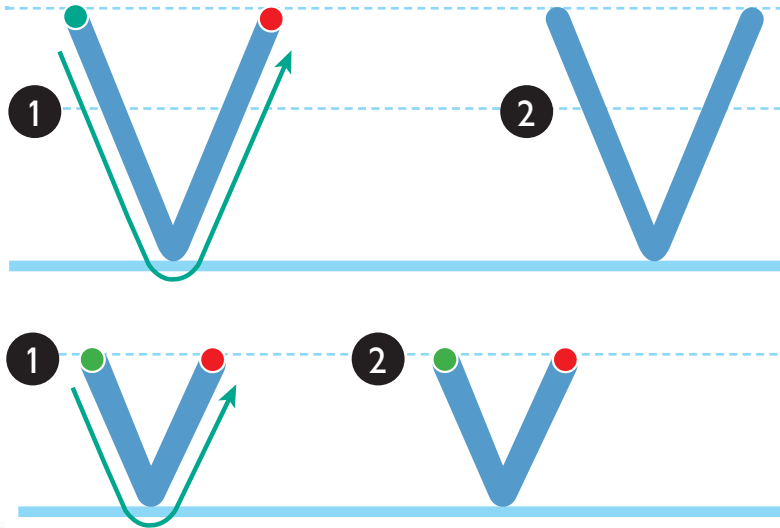
73



- Aa
- Bb
- Cc
- Dd
- Ee
- Ff
- Gg
- Hh
- Ii
- Jj
- Kk
- Ll
- Mm
- Nn
- Oo
- Pp
- Qq
- Rr
- Ss
- Tt
- Uu
- Vv
- Ww
- Xx
- Yy
- Zz



Trace and say.



Look and say. Sing.



74





Look, listen and say.


75



spoon

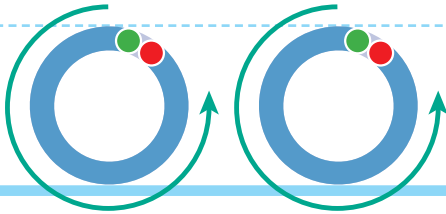


zoo


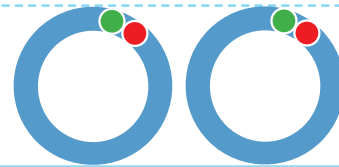


Trace and say.

1



2



Look, listen and say.

76



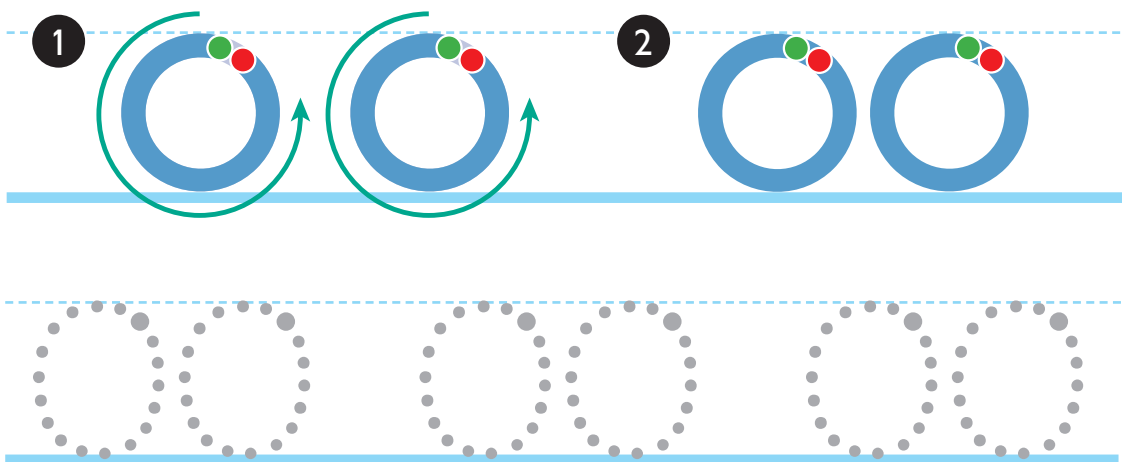


Look, listen and say.

77



Trace and say.



Listen and say.

78



Aa  
Bb  
Cc  
Dd  
Ee  
Ff  
Gg  
Hh  
Ii  
Jj  
Kk  
Ll  
Mm  
Nn  
Oo  
Pp  
Qq  
Rr  
Ss  
Tt  
Uu  
Vv  
Ww  
Xx  
Yy  
Zz



Listen and say.

79

What's this?


It's a ...



What's this?

It's a pen.

It's a pencil.





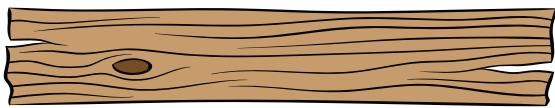
Listen and say.

80

/ʊ/



book



wood



foot



Sing.

81

/uː/



zoo



moon



boot

Aa  
Bb  
Cc  
Dd  
Ee  
Ff  
Gg  
Hh  
Ii  
Jj  
Kk  
Ll  
Mm  
Nn  
Oo  
Pp  
Qq  
Rr  
Ss  
Tt  
Uu  
Vv  
Ww  
Xx  
Yy  
Zz



Look and say.

spoon  
book



Listen and say. Do.

82



Stand up

Sit down

Hands up

Hands down

Close your eyes

Open them

Stand up

Sit down again!





Find the difference.



Aa  
Bb  
Cc  
Dd  
Ee  
Ff  
Gg  
Hh  
Ii  
Jj  
Kk  
Ll  
Mm  
Nn  
Oo  
Pp  
Qq  
Rr  
Ss  
Tt  
Uu  
Vv  
Ww  
Xx  
Yy  
Zz

## Now I can ...

- follow classroom instructions.
- say classroom words.
- ask and answer about classroom objects.
- say what things are.
- find the difference.



# Unit 7

## My Toys

**Lesson 1** p.78 y, yo-yo, yellow, balloon, skates, bear, kite, doll, car

**Lesson 2** p.79 x, x-ray, box, fox, bike, skates, six

**Lesson 3** p.80 ch, chicken, cheese

**Lesson 4** p.81 sh, fish, shelf, How many ...? doll, car, bike, book, kite, balloon

**Lesson 5** p.82 th, mouth, three, thin, think, thank you

**Lesson 6** p.83 th, father, mother, this, that, these, those

**Lesson 7** p.84 orange, yo-yo, desk, three, fish, monkey, taxi, kite, elbow, pizza, flower, mouth, cake, duck, father, tomato, moon, jam, ant, hand

**Lesson 8** p.85 capital letters

**Lesson 9** p.86 alphabet a – l

**Lesson 10** p.87 th, ch, sh, chair, fish, brother

# Unit 7

# My Toys

## Lesson 1



Look, listen and say.

83




Yy



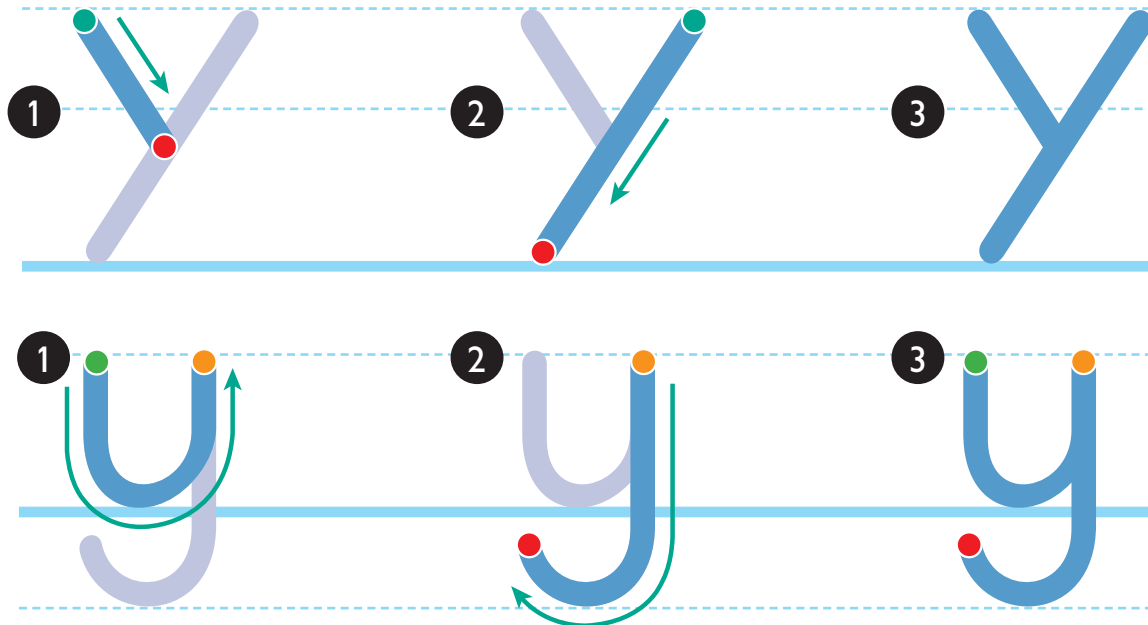
yo-yo



yellow



Trace and say.



Listen and say.


84



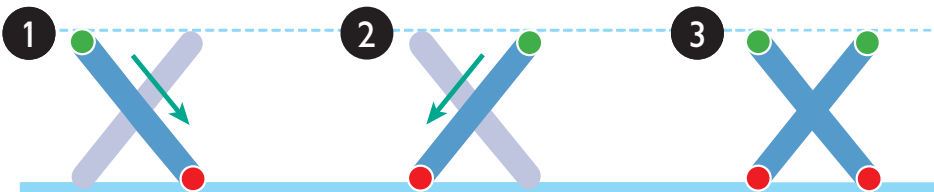
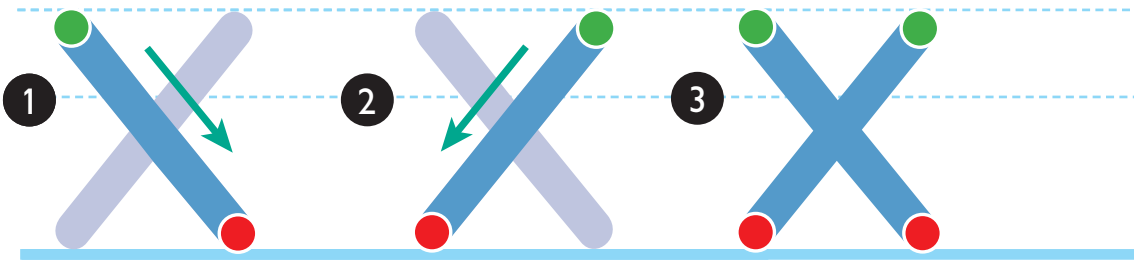


Look, listen and say.

85



Trace and say.



Look and say.



Aa Bb Cc Dd Ee Ff Gg Hh Ii Jj Kk Ll Mm Nn Oo Pp Qq Rr Ss Tt Uu Vv Ww Xx Yy Zz

Unit 7 My Toys

Lesson 3

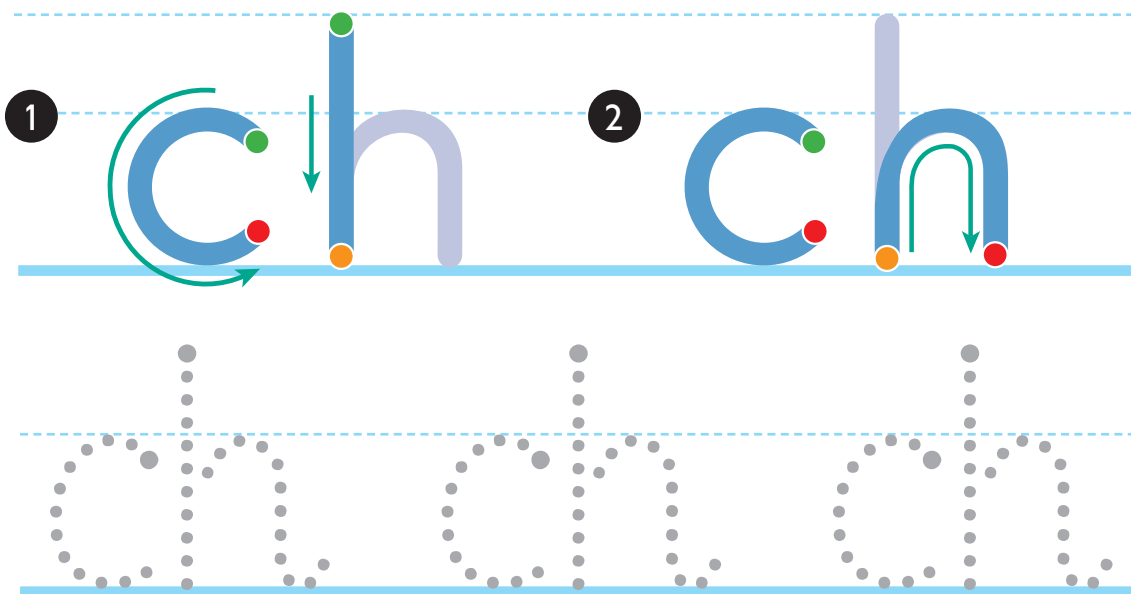


Look, listen and say.

86

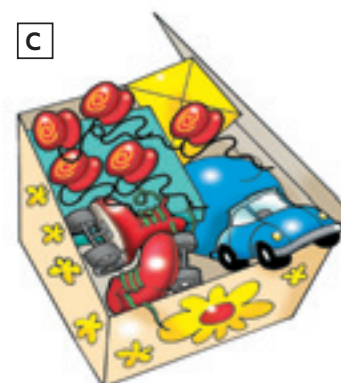
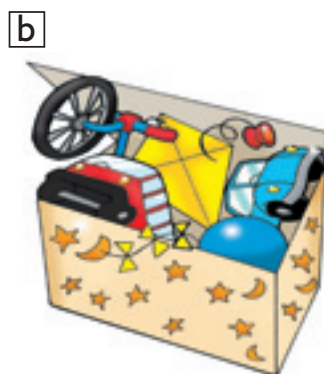



Trace and say.



Listen and find.

87






Look, listen and say.

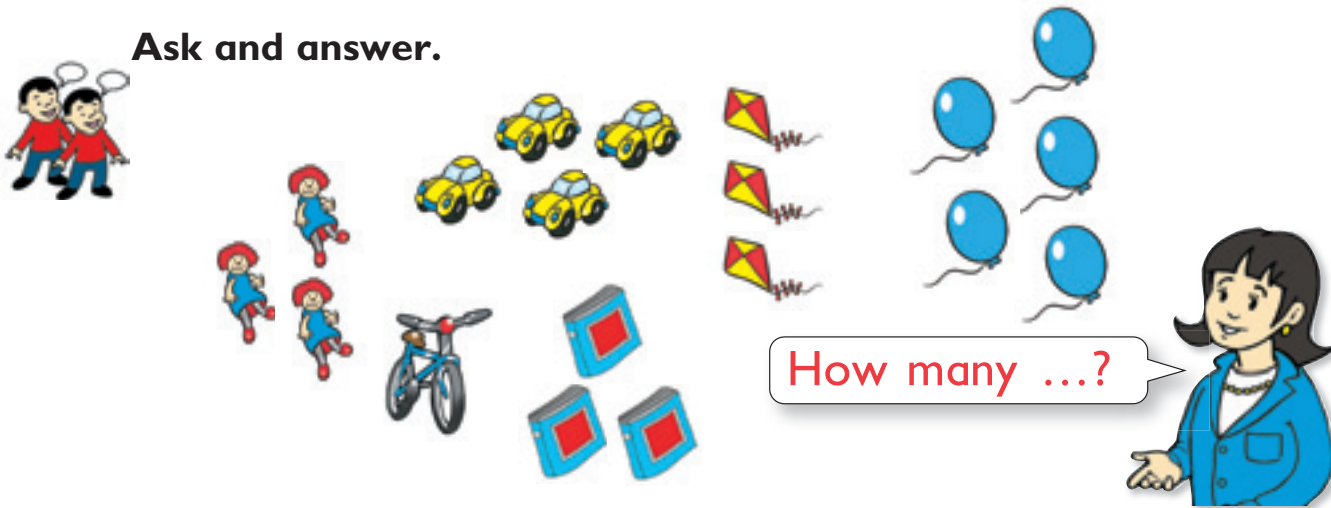
88



Trace and say.



Ask and answer.

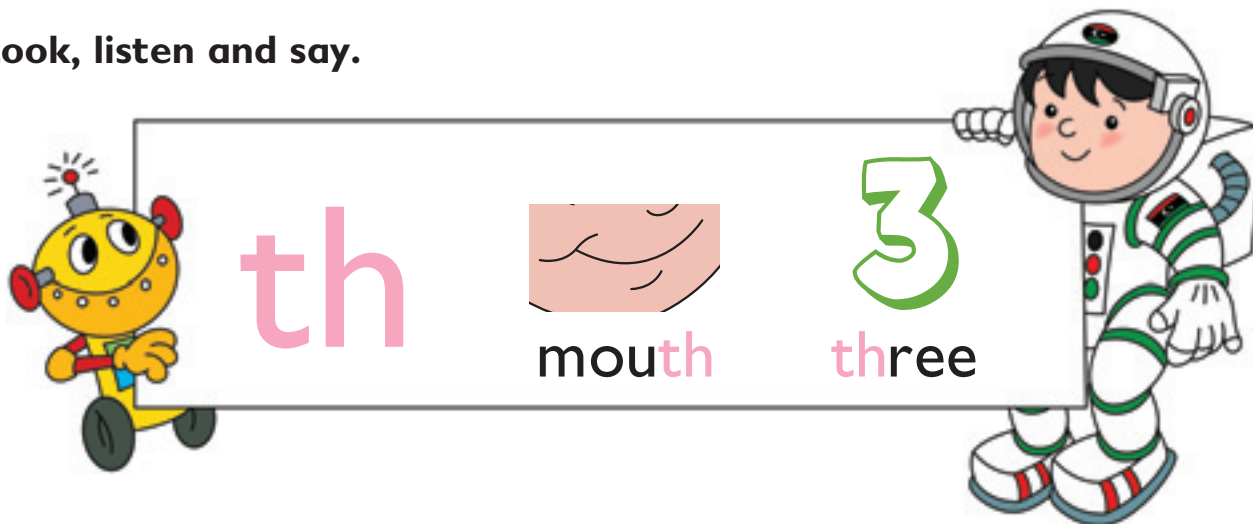


Aa  
Bb  
Cc  
Dd  
Ee  
Ff  
Gg  
Hh  
Ii  
Jj  
Kk  
Ll  
Mm  
Nn  
Oo  
Pp  
Qq  
Rr  
Ss  
Tt  
Uu  
Vv  
Ww  
Xx  
Yy  
Zz

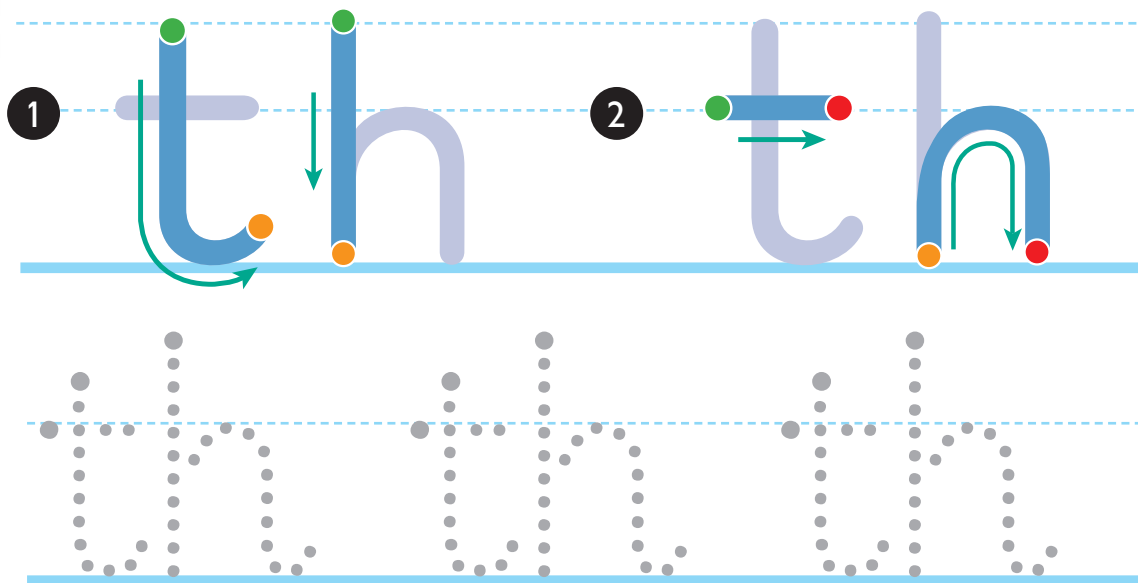


Look, listen and say.


89



Trace and say.



Trace and say.





Look, listen and say.

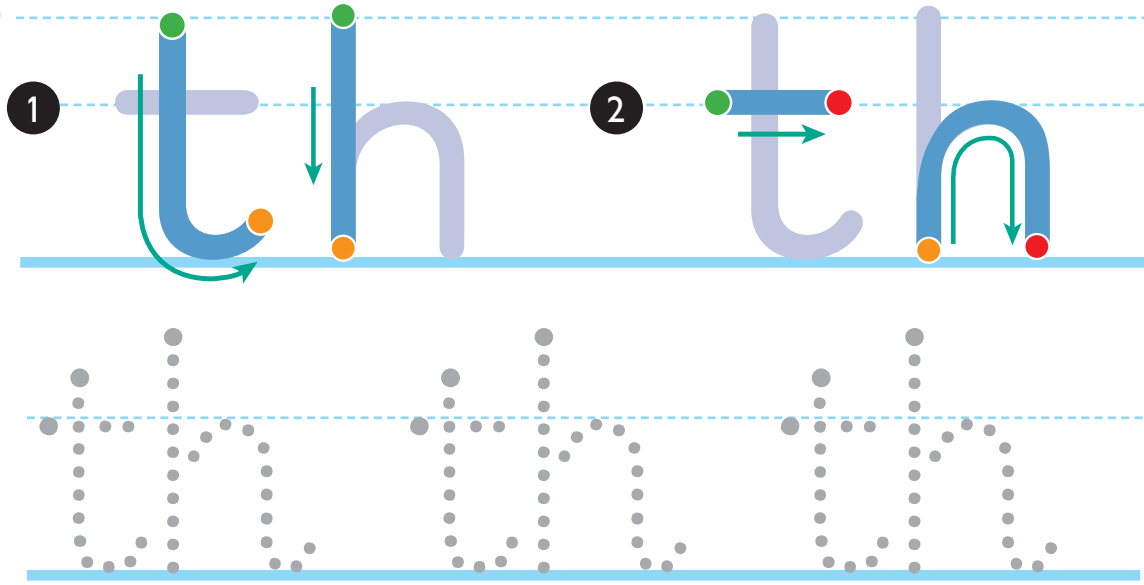
90



- Aa
- Bb
- Cc
- Dd
- Ee
- Ff
- Gg
- Hh
- Ii
- Jj
- Kk
- Ll
- Mm
- Nn
- Oo
- Pp
- Qq
- Rr
- Ss
- Tt
- Uu
- Vv
- Ww
- Xx
- Yy
- Zz


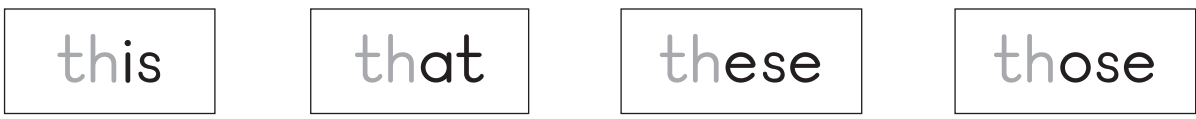


Trace and say.



Listen and say.

91









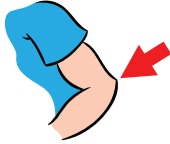

















Play a game.

What can you see in 1a?

I can see an orange.

	a	b	c	d	e
1					
2					
3					
4					








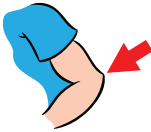








Trace and say.

X	X	X	X	BOX	Y	Y	Y	Y	YES
x	x	x	x	box	y	y	y	y	yes



Match.




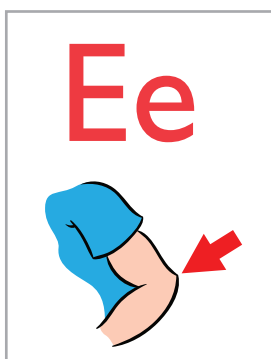


Aa	Aa		
Bb	Bb		
Cc	Cc		
Dd	Dd		
Ee	Ee		
Ff	Ff		
Gg	Gg		
Hh	Hh		
Ii	Ii		
Jj	Jj		
Kk	Kk		
Ll	Ll		

- Aa
- Bb
- Cc
- Dd
- Ee
- Ff
- Gg
- Hh
- Ii
- Jj
- Kk
- Ll
- Mm
- Nn
- Oo
- Pp
- Qq
- Rr
- Ss
- Tt
- Uu
- Vv
- Ww
- Xx
- Yy
- Zz



Listen and say.

92





Trace and say.

th


ch

sh

\_\_ \_\_ air



fi \_\_ \_\_



bro \_\_ \_\_ er



Aa

Bb

Cc

Dd

Ee

Ff

Gg

Hh

Ii

Jj

Kk

Ll

Mm

Nn

Oo

Pp

Qq

Rr

Ss

Tt

Uu

Vv

Ww

Xx

Yy

Zz

## Now I can ...

• say more English words.

• identify pictures.

• talk about toys.

• talk about pictures.

• match letters and pictures.



# Unit 8

## At The Zoo

**Lesson 1** p.90 qu, question, queen, penguin, goat, snake, tiger, camel

**Lesson 2** p.91 ou, mouse, mountain, tiger, camel, lion, duck, elephant, monkey, penguin, goat, rabbit

**Lesson 3** p.92 oi, point, oil, elephant, tiger, goat, penguin, camel, rabbit, fish

**Lesson 4** p.93 ue, glue, blue, big, funny, little, long

**Lesson 5** p.94 er, tiger, water, animals

**Lesson 6** p.95 ar, car, star, find the difference

**Lesson 7** p.96 Where's the ...? It's in the ...  
It's on the ...

**Lesson 8** p.97 the alphabet

**Lesson 9** p.98 the alphabet m – z

**Lesson 10** p.99 in, on, There is a monkey on the tree.

# Unit 8

# At The Zoo

## Lesson 1



Look, listen and say.

93




qu



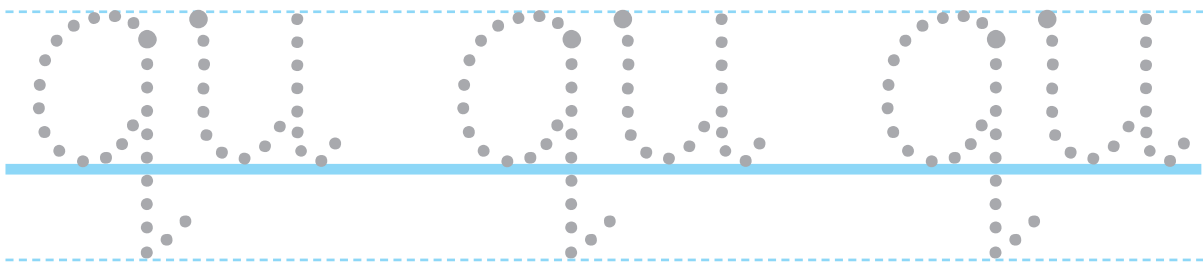
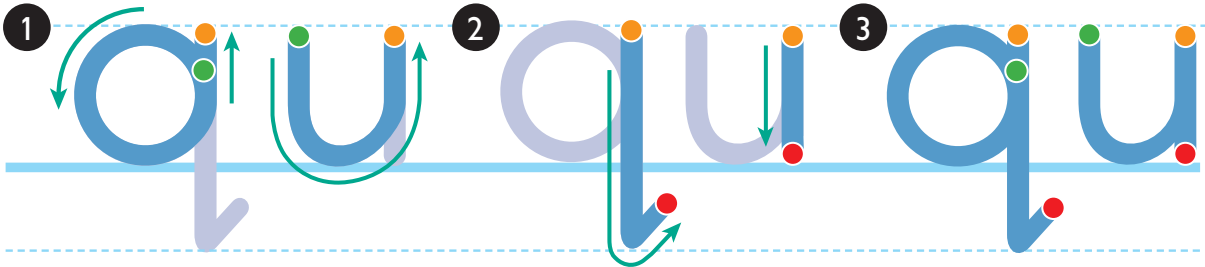
question



queen



Trace and say.



Listen and say.

94



penguin



goat



snake



tiger




camel

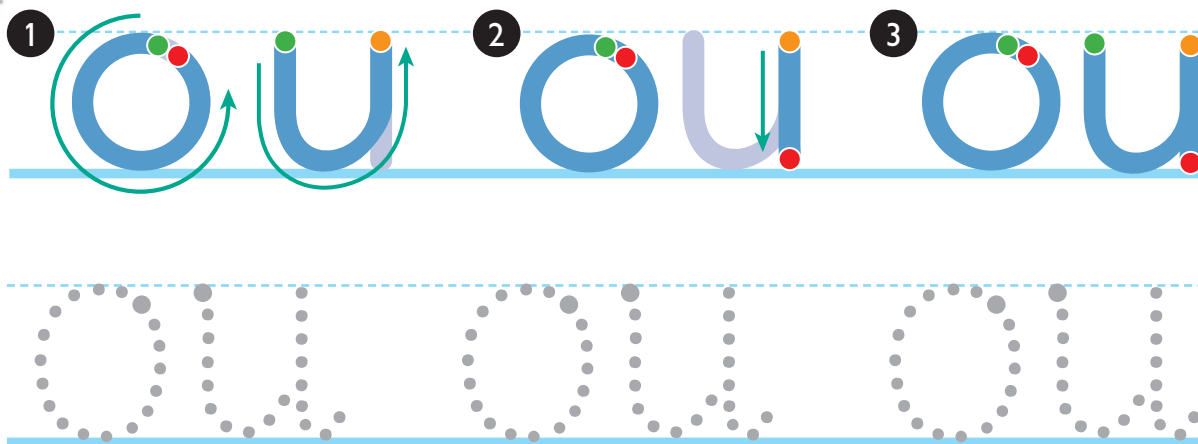


Look, listen and say.

95



Trace and say.



Listen and say.

96

97



- Aa
- Bb
- Cc
- Dd
- Ee
- Ff
- Gg
- Hh
- Ii
- Jj
- Kk
- Ll
- Mm
- Nn
- Oo
- Pp
- Qq
- Rr
- Ss
- Tt
- Uu
- Vv
- Ww
- Xx
- Yy
- Zz

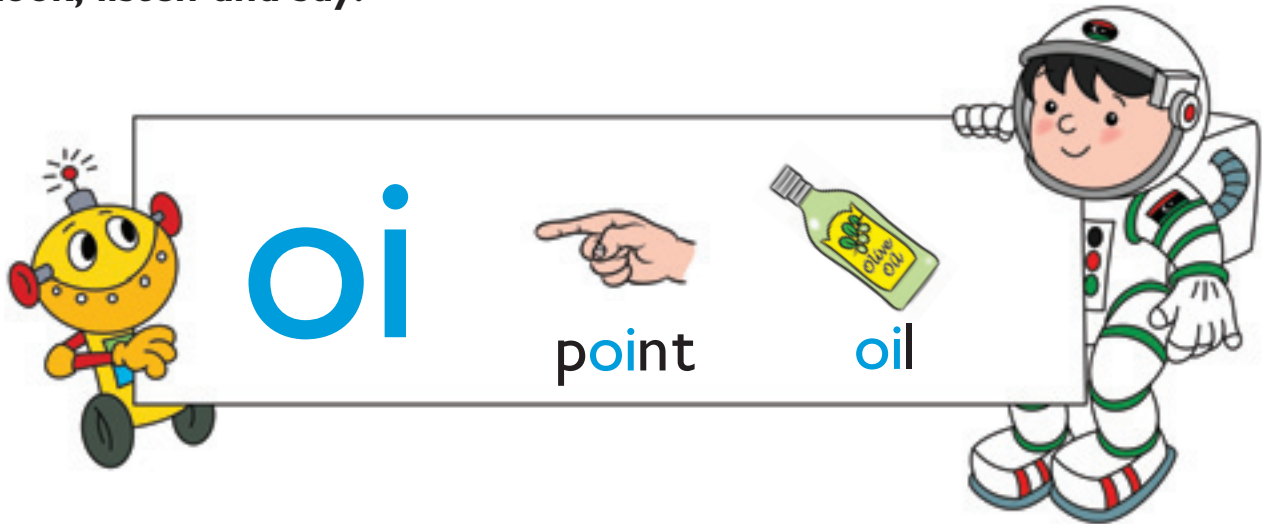
Unit 8 At The Zoo

Lesson 3

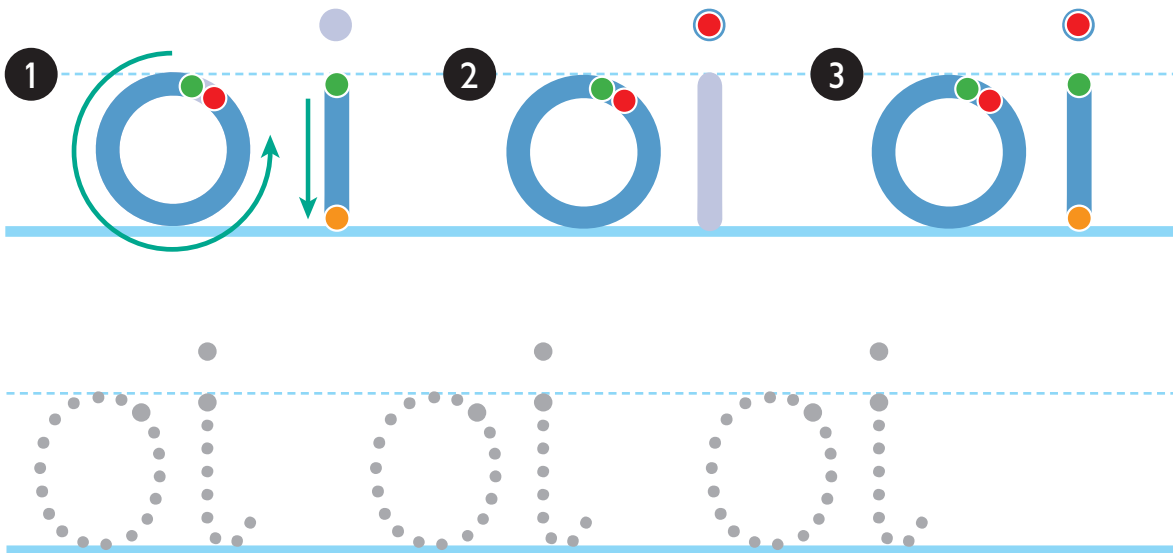


Look, listen and say.

98



Trace and say.



Sing.

99





Look, listen and say.

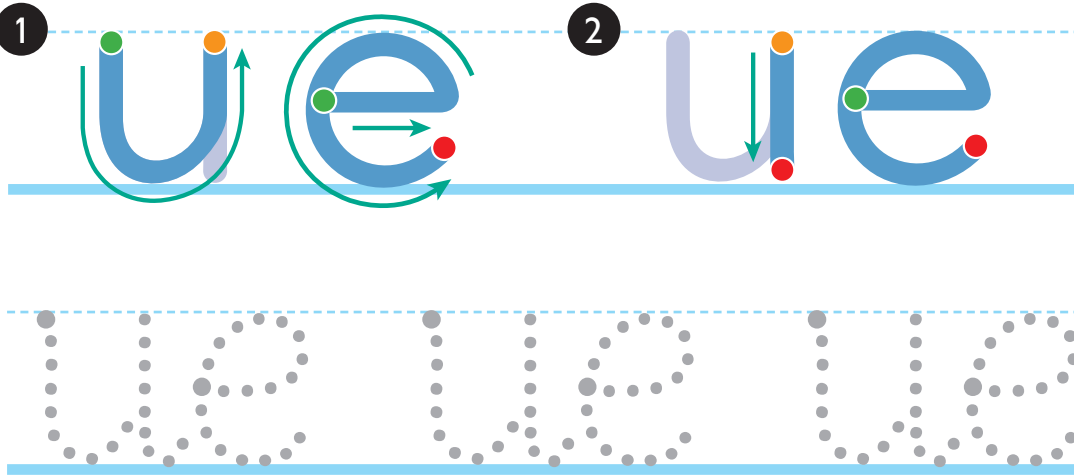
100



- Aa
- Bb
- Cc
- Dd
- Ee
- Ff
- Gg
- Hh
- Ii
- Jj
- Kk
- Ll
- Mm
- Nn
- Oo
- Pp
- Qq
- Rr
- Ss
- Tt
- Uu
- Vv
- Ww
- Xx
- Yy
- Zz



Trace and say.




Trace, listen and say. Match.

big funny little long



101





Look, listen and say.

102



er




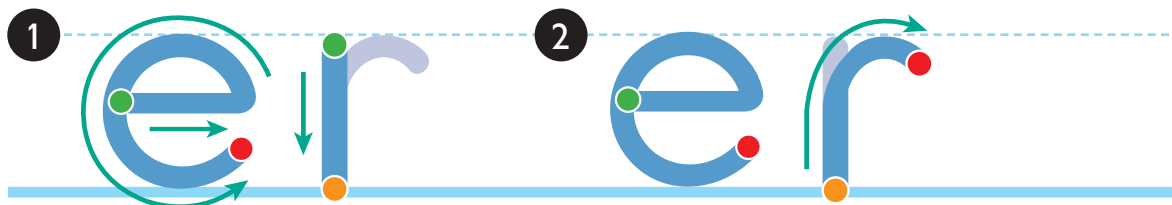
tiger



water



Trace and say.



Listen and say. Play a game.

103

	a	b	c	d
1				
2				
3				
4				


1b.

Two red birds.


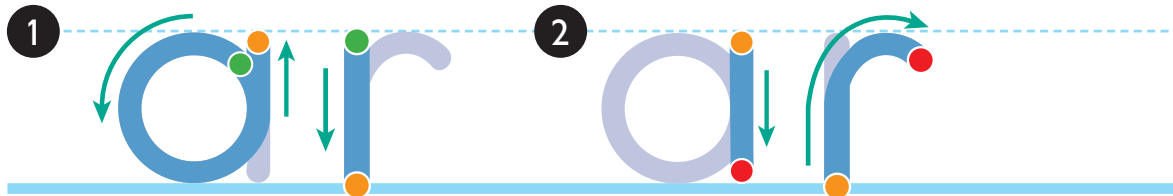


Look, listen and say.

104



Trace and say.



- Aa
- Bb
- Cc
- Dd
- Ee
- Ff
- Gg
- Hh
- Ii
- Jj
- Kk
- Ll
- Mm
- Nn
- Oo
- Pp
- Qq
- Rr
- Ss
- Tt
- Uu
- Vv
- Ww
- Xx
- Yy
- Zz



Find the difference.





Listen and look. Ask and answer.



Where's the ...?

It's in the ...

It's on the ...

105


























Where's the blue tiger?



It's in the bag.



Complete and say.



Aa 	Bb	Cc 	_ d 	Ee 	F_ 
Gg 	Hh	I_ 	Jj 	_ k 	Ll
Mm 	_ n 	Oo 	Pp 	Qq 	Rr
S_ 	Tt 	Uu	Vv 	_ w 	Xx 
Yy 	Zz 				N

f	i	D		
---	---	---	---	---

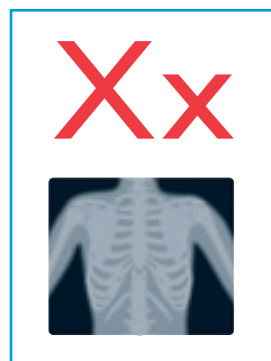




K		s	W
---	---	---	---

Aa  
Bb  
Cc  
Dd  
Ee  
Ff  
Gg  
Hh  
Ii  
Jj  
Kk  
Ll  
Mm  
Nn  
Oo  
Pp  
Qq  
Rr  
Ss  
Tt  
Uu  
Vv  
Ww  
Xx  
Yy  
Zz



Listen and say.

106





Listen and point. Point and say.


107

in

on



There is a **monkey** **on** the **tree**.



- Aa
- Bb
- Cc
- Dd
- Ee
- Ff
- Gg
- Hh
- Ii
- Jj
- Kk
- Ll
- Mm
- Nn
- Oo
- Pp
- Qq
- Rr
- Ss
- Tt
- Uu
- Vv
- Ww
- Xx
- Yy
- Zz

## Now I can ...

- say more animal words.
- talk about the zoo.
- use *big, little, long and funny*.
- ask and answer about pictures.
- match letters and pictures.
- find the difference.
- say where things are.
- use *in and on*.
- complete an alphabet picture with missing letters and pictures.



# Unit 9

## Things I Know ...

**Lesson 1** p.102 tiger, queen, watch, monkey, bus, duck

**Lesson 2** p.103 ink, cat, ant, son, net, red, zoo, foot

**Lesson 3** p.104 rhyming words

**Lesson 4** p.105 story – Sarah’s Little Fish

**Lesson 5** p.106 talk about differences

**Lesson 6** p.107 I have a pen and a pencil.

**Lesson 7** p.108 How many ...?

**Lesson 8** p.109 What can you see?

**Lesson 9** p.110 My bedroom

**Lesson 10** p.111 Hello. What’s your name? I’m ...  
How old are you? Goodbye.

# Unit 9

# Things I Know ...

## Lesson 1

Match and copy.



\_\_\_\_\_iger

b



\_\_\_\_\_een

d



\_\_\_\_\_atch

m



\_\_\_\_\_onkey

qu



\_\_\_\_\_us

w



\_\_\_\_\_uck

t

Find and copy.




kni \_\_\_\_\_

tca \_\_\_\_\_



nat \_\_\_\_\_

nso \_\_\_\_\_



etn \_\_\_\_\_

rde \_\_\_\_\_



ozo \_\_\_\_\_

ootf \_\_\_\_\_

Aa

Bb

Cc

Dd

Ee

Ff

Gg

Hh

Ii

Jj

Kk

Ll

Mm

Nn

Oo

Pp

Qq

Rr

Ss

Tt

Uu

Vv

Ww

Xx

Yy

Zz

Unit 9 Things I Know ...

Lesson 3



Say and match.



moon



book



spoon



lion



boat



nose



coat



teeth



ring



king



gate



violin



snake



cat



oil



cake

# Sarah's Little Fish.



Look, listen and say.

108









Aa  
Bb  
Cc  
Dd  
Ee  
Ff  
Gg  
Hh  
Ii  
Jj  
Kk  
Ll  
Mm  
Nn  
Oo  
Pp  
Qq  
Rr  
Ss  
Tt  
Uu  
Vv  
Ww  
Xx  
Yy  
Zz



Listen and tick (✓).

109






Look and listen.

110




1

I have a pen.



2

I have a pen and a pencil.



3



4




5



6



Play a game.



Aa  
Bb  
Cc  
Dd  
Ee  
Ff  
Gg  
Hh  
Ii  
Jj  
Kk  
Ll  
Mm  
Nn  
Oo  
Pp  
Qq  
Rr  
Ss  
Tt  
Uu  
Vv  
Ww  
Xx  
Yy  
Zz

Find and count. Ask and answer.

How many ...?







Draw.

My bedroom





Trace and write. Ask and answer.



Hello.

Hello.



What's your name?

I'm \_\_\_\_\_.

How old are you?

I'm \_\_\_\_\_.

Goodbye.

Goodbye.

C f P a V  
Z C e L m



Sing.

Aa  
Bb  
Cc  
Dd  
Ee  
Ff  
Gg  
Hh  
Ii  
Jj  
Kk  
Ll  
Mm  
Nn  
Oo  
Pp  
Qq  
Rr  
Ss  
Tt  
Uu  
Vv  
Ww  
Xx  
Yy  
Zz

## Now I can ...

- write words.
- match rhyming words.
- listen to and follow a story.
- match letters and pictures.
- find the difference.
- talk about what I have.
- talk about pictures.
- draw and talk about my bedroom.
- write my name and age.



- **Stories and Project**
- **Picture Dictionary**
- **Writing Practice**



## Sami's rocket



# Project

1



2



3



# In The Toy Shop



There are lots of dolls.




7






8





# At The Zoo







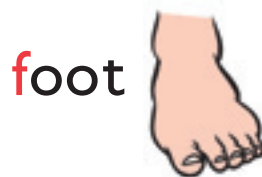
# At The Circus









# Picture Dictionary











## Colours



black  
/blæk/



blue  
/blu:/



brown  
/braʊn/



green  
/grɪn/



grey  
/greɪ/



orange  
/'brɪndʒ/



pink  
/pɪŋk/



red  
/red/



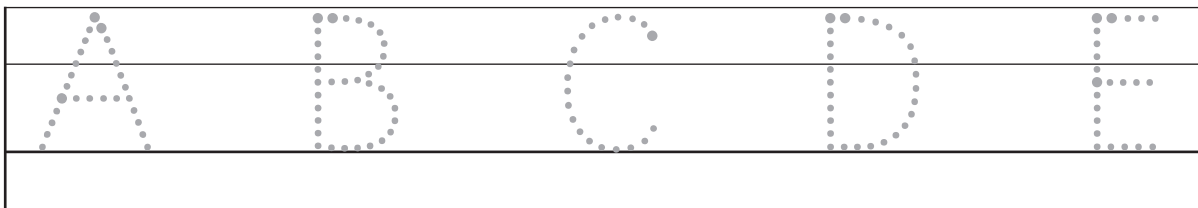
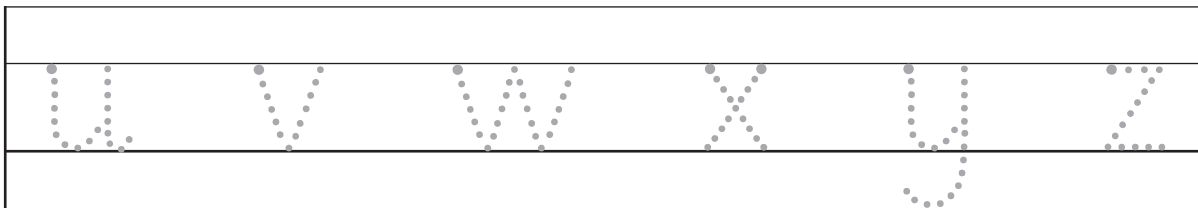
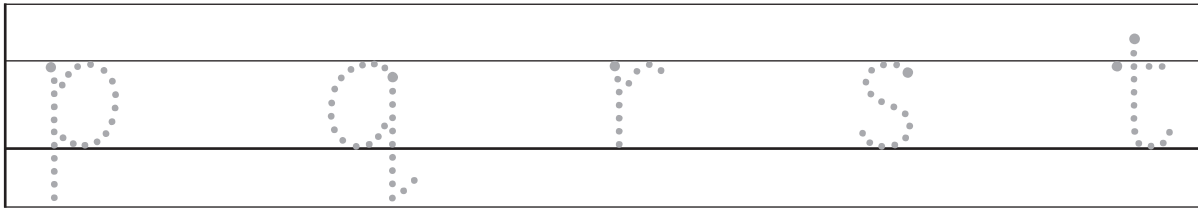
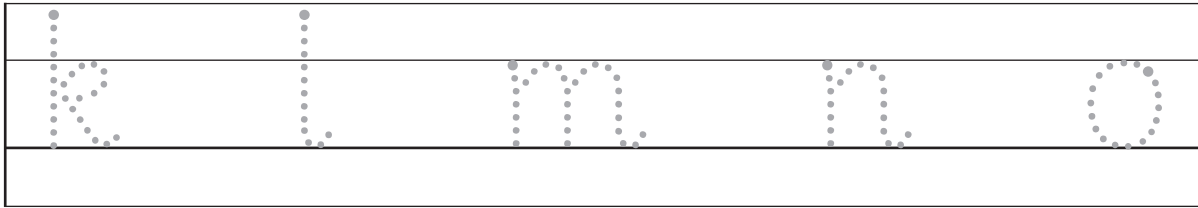
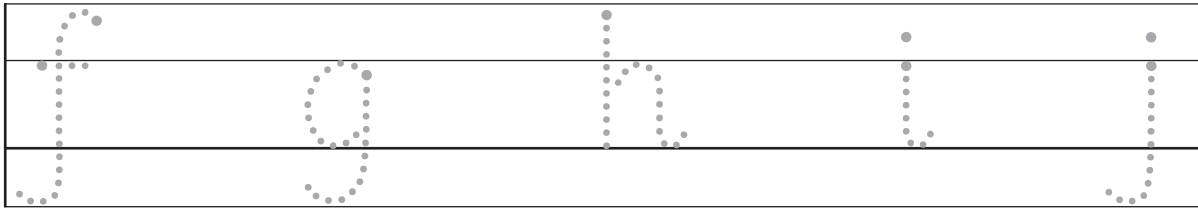
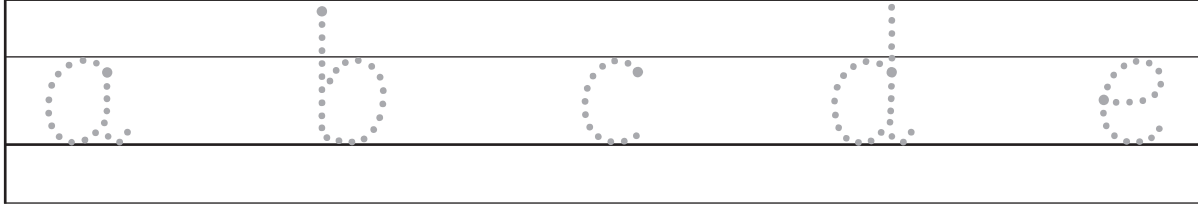
white  
/waɪt/



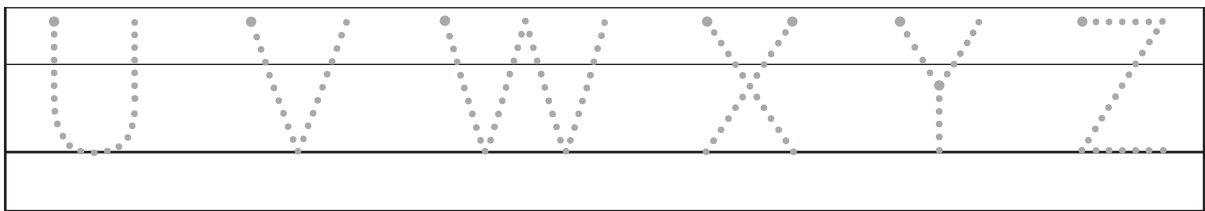
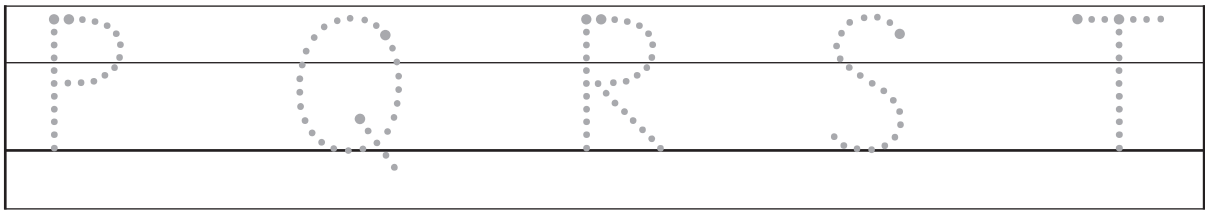
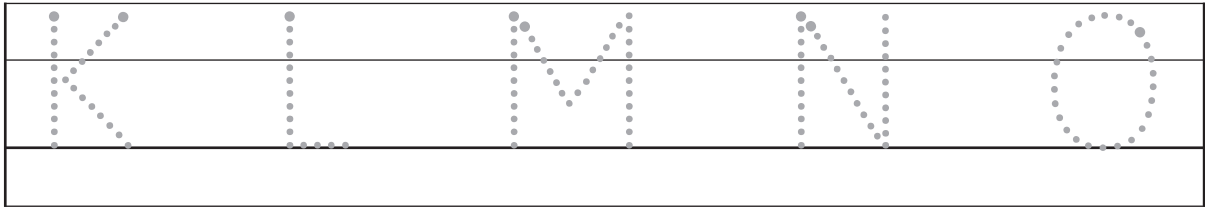
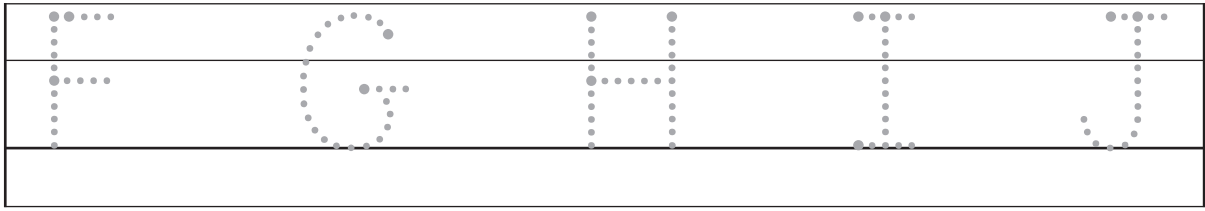
yellow  
/'jeləʊ/



# Writing Practice



Writing Practice



Now write your name.
