



الاسم : الصف :

Letter A a Practice:

Trace the letter A and a.





الاسم : الصف :

Letter B b Practice:

bed

1 2 3 4

1 2 3 4

1 2 3 4

1 2 3 4

Trace the letter B and b.

B B B B B B B B B B B

B B B B B B B B B B B

b b b b b b b b b b b

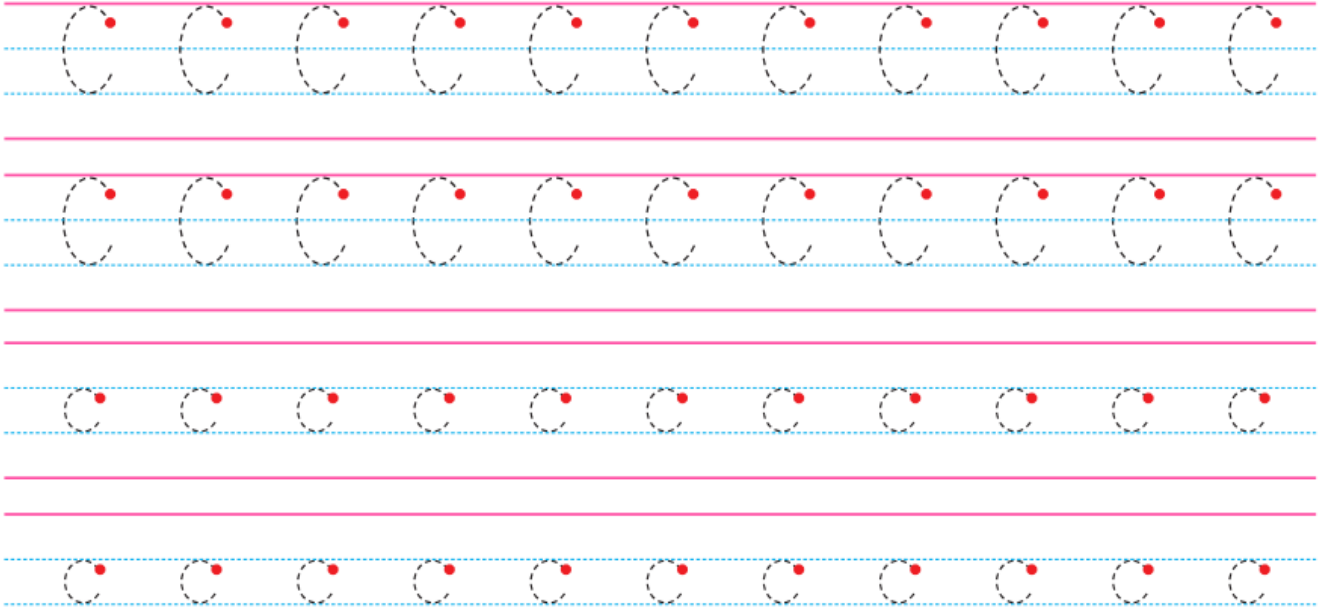
b b b b b b b b b b b






الاسم :
الصف :


Trace the letter **C** and **c**.



Color:



C	D	C	C
D	C	C	D
D	D	C	D
C	D	D	C






الاسم :
الصف :

Trace the letter **D** and **d**.

Tracing practice for uppercase 'D' and lowercase 'd' on four sets of handwriting lines. Each set contains ten dashed letters for tracing, with a red dot indicating the starting point for the stroke.

Color:



C	D	C	C
D	C	C	D
D	D	C	D
C	D	D	C





الاسم :
الصف :

Trace the letter **E** and **e**.

Tracing practice for the letter E and e. The section contains four rows of handwriting lines (top pink, middle blue, bottom pink). The first two rows are for uppercase 'E', and the last two rows are for lowercase 'e'. Each row contains ten dashed letters with a red dot at the starting point for tracing.

Trace the letter **F** and **f**.

Tracing practice for the letter F and f. The section contains four rows of handwriting lines (top pink, middle blue, bottom pink). The first two rows are for uppercase 'F', and the last two rows are for lowercase 'f'. Each row contains ten dashed letters with a red dot at the starting point for tracing.





الاسم :
الصف :

Trace the letter **G** and **g**.

Tracing practice for the letter G and g. The first two rows show uppercase 'G' on a four-line grid (top pink, middle blue, bottom blue, bottom pink), with a red dot at the top left and a curved arrow indicating the stroke direction. The next two rows show lowercase 'g' on the same grid, with a red dot at the top left and a curved arrow for the bowl, and a second red dot with a downward arrow for the stem.

Trace the letter **H** and **h**.

Tracing practice for the letter H and h. The first two rows show uppercase 'H' on a four-line grid, with a red dot at the top left and two vertical arrows indicating the stroke direction. The next two rows show lowercase 'h' on the same grid, with a red dot at the top left and two arrows indicating the stroke direction for the bowl and stem.

