



State of Kuwait
Ministry of Education

Modified



FUN WITH English



English 4 all



Ticket

Tic

Pupil's Book

Grade

1B

LONGMAN

Julia Allen - Margaret Iggulden

بِسْمِ اللَّهِ الرَّحْمَنِ الرَّحِيمِ

Let's meet our characters



Haya



Ali



Funni



Salem





Dana

Unit

6

**Going to
school**




We will learn:


- Talking about actions.
- Identifying colours.
- Making suggestions.
- Asking questions.
- Using polite request.
- Expressing gratitude.
- Counting.

Unit
6

Going to school




1. Look and say




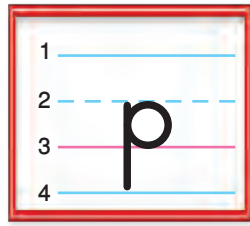
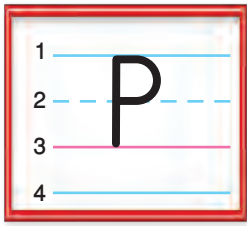
2. Ask and answer






3. Look and say

purple



4. Look, say and use

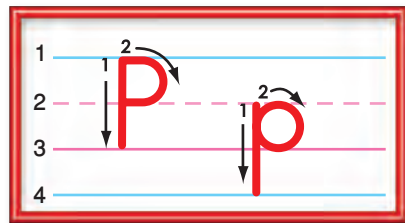
P for **p**iano



Can you say more words?



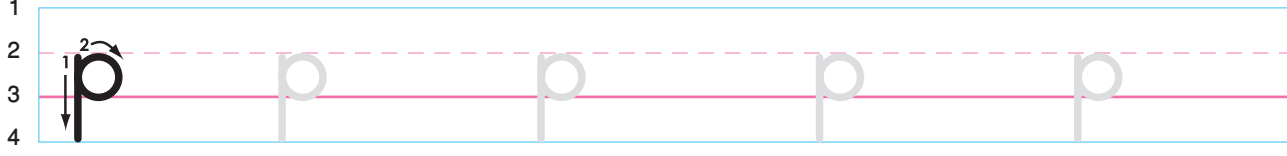

5. Trace and copy



Letter **P** **p** Practice:




parrot




I feel





6. Look listen then ask and answer



Can i
have a
/ an ...?

Here
you are.

Thank
you



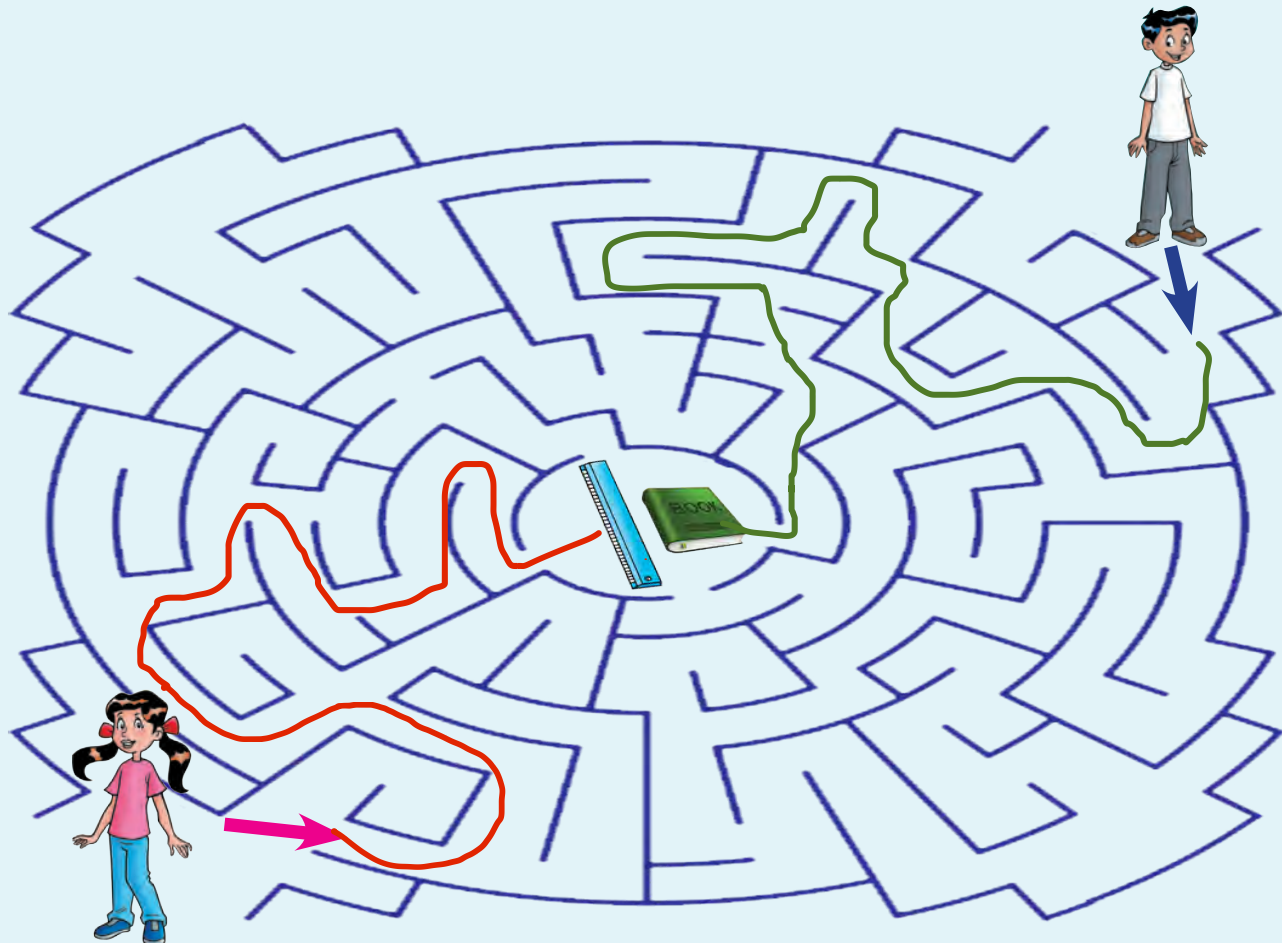
Is it a
table?

yes, it is.

No, it is
not.



7. Help Ali and Haya get to the book and ruler





8. Look at the pictures then write (p or b)



p b

book



p b

pencil



p b

bag



9. Spot the differences


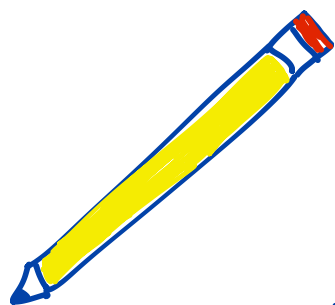


Value

Don't draw on the table.



10. Draw things used at school





11. Count, then ask and answer




eleven

How many are there?



twelve



thirteen



fourteen

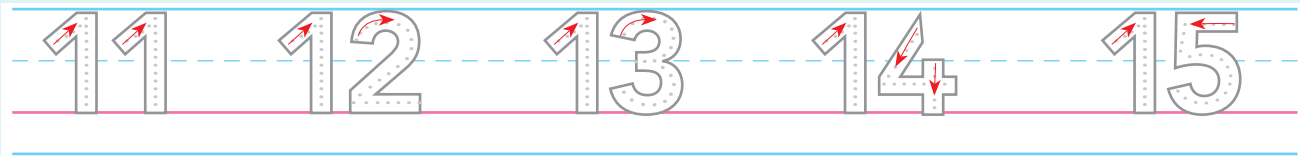


fifteen


There are



12. Trace



13. Look at the jar, count and write

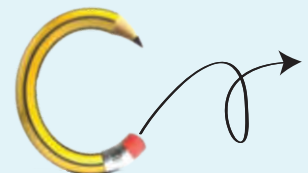



$$\text{blue ball} + \text{orange ball} =$$

7

$$\text{purple ball} + \text{yellow ball} =$$



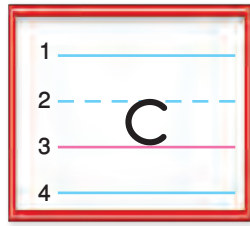
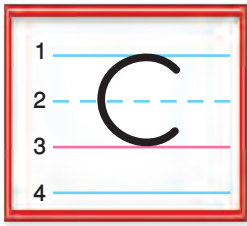
6






14. Look and say

carrot



15. Look, say and use


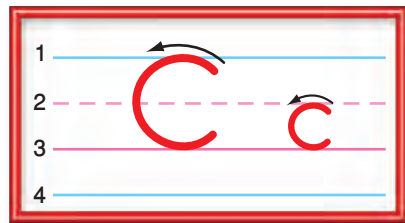
C for **c**orn



Can you say more words?

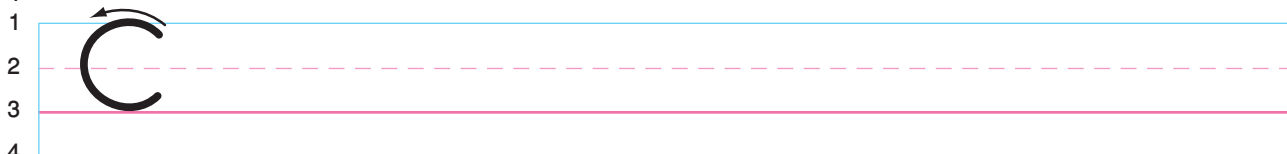



16. Trace and copy



class

Letter **C c** Practice:



Project 1

I feel



Unit

7

Let's do it



We will learn:

- Giving instructions.
- Making suggestions.
- Talking about actions.
- Asking and answering questions.

Unit
7


Let's do it



1. Look and listen



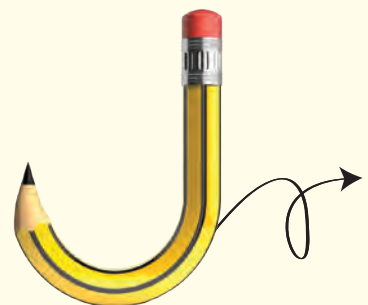
Tell your friend what to do




2. Look at the pictures and tell them what to do




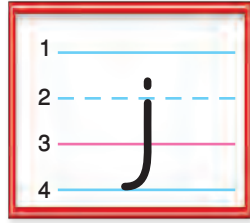
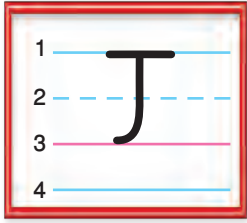
value
Don't play
in the street.





3. Look and say

jump



4. Look, say and use

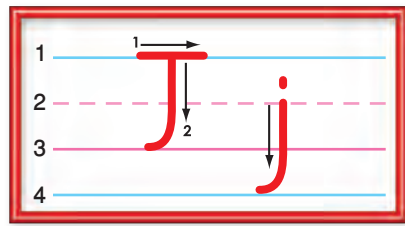
J for **j**elly



Can you say more words?

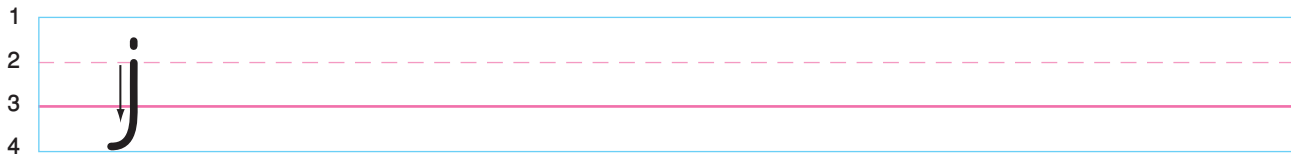
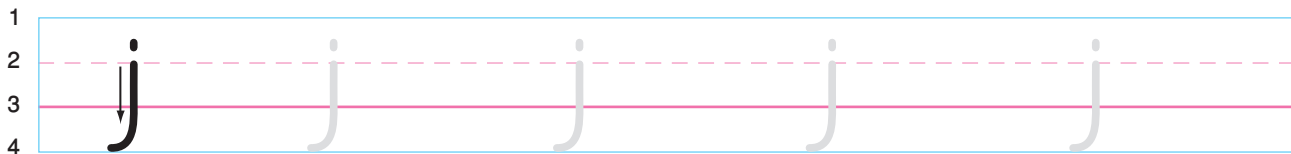


5. Trace and copy




jungle

Letter **J j** Practice:






I feel





6. Look and say




What is he / she doing




He / She is




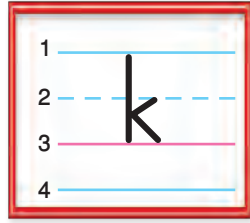
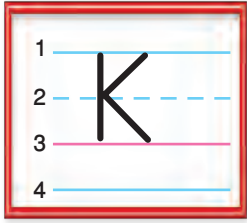
7. Point, read and say






8. Look and say

kick



9. Look, say and use

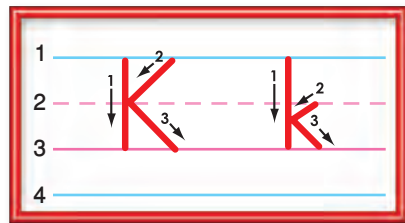
K for **k**ing



Can you say more words?

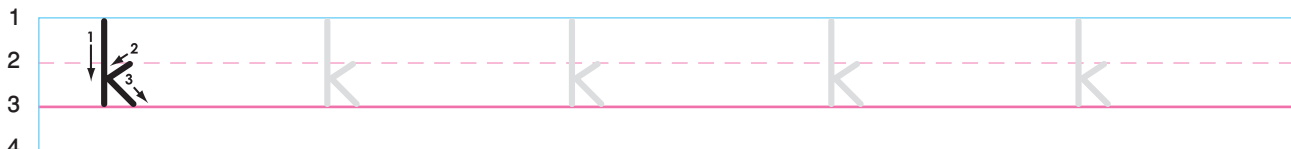
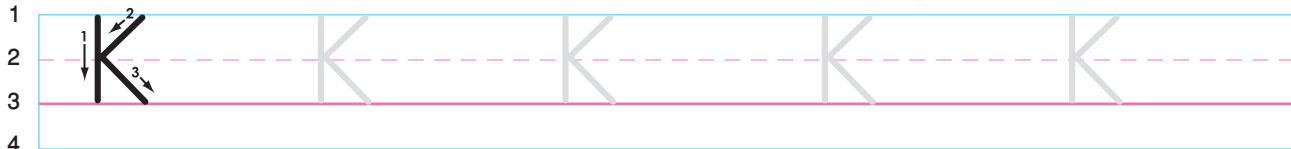


10. Trace and copy




kite


Letter **K k** Practice:



I feel   



11. Look and listen



Tell your friend what not to do



12. Look at the pictures and write (k or c)

K C

ketchup

K C

car

K C

king

K C

corn



Unit

8

On the farm




We will learn:

- Asking for and giving information.
- Describing actions.
- Describing animals.
- Counting.
- Giving instructions.

Unit
8

On the farm

1. Look and listen

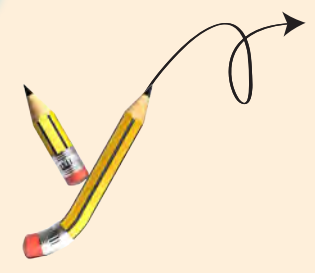




2. Ask and answer

How many sheep are there?

There are 3 sheep.



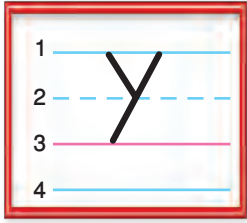

Name other animals





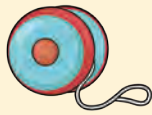
3. Look and say

yellow



4. Look, say and use

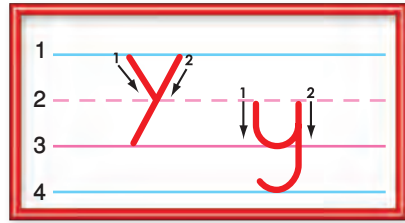
Y for yoyo



Can you say more words?



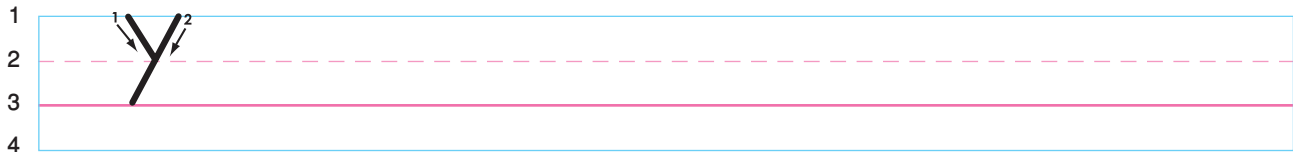
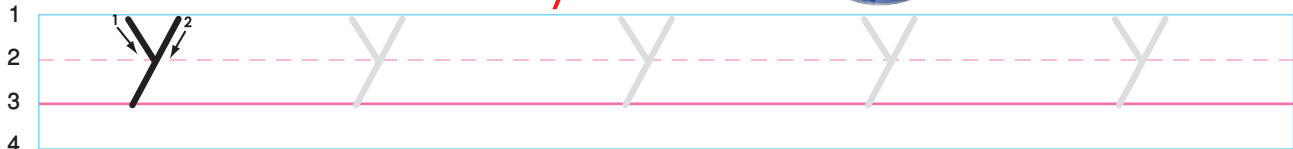
5. Trace and copy



Letter Y y Practice:



yogurt




I feel





6. Look at the pictures, listen and say



duck

I can see a duck.



cat

I can see a cat.



dog

I can see a dog.



hen

I can see a hen.



7. Ask and answer



Is it a cat?



Is it a dog?



Yes, it is.



No, it is not.



8. Count and write

Y	P	P	Y	P	Y
P	Y	P	P	Y	P
Y	P	Y	P	P	Y
Y	P	Y	P	P	Y
P	Y	P	Y	P	Y

16
P

14
Y



9. Read, trace and match

Value
Don't frighten animals!

1
2
3
4




cow

1
2
3
4

bird


1
2
3
4

goat



Project 2

I feel



10. Look and say



Sixteen



Seventeen



Eighteen



Nineteen




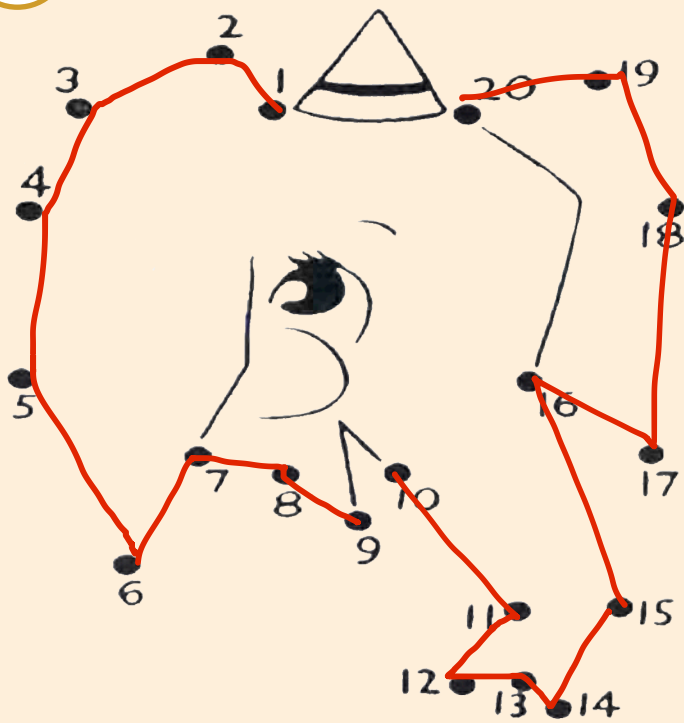
Twenty




Write the missing numbers.



11. Connect and colour



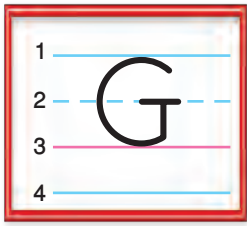


Let's count our classroom objects



12. Look and say

goat



13. Look, say and use

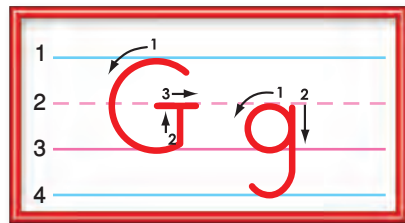
G for girl



14. Trace and copy


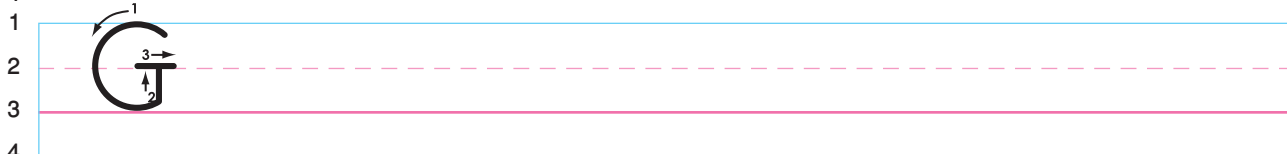


Can you say more words?



Letter G g Practice:

grapes




I feel



Unit

9

**Learn about
Kuwait**



We will learn:


- Asking for and giving information.
- Describing colours.
- Asking and answering about ability.
- Asking and answering about location.
- Describing location.

Unit
9

Learn about Kuwait



1. Look and listen



What does Kuwait flag look like?



2. Read and mark ✓ or ✗

1. It's a flag.



2. It's a cat.




3. They are bags



4. They are hens



3. Count and write how many flags



How many flags?
10 flags

Value

Keep Kuwait clean!



4. Colour by number



1 = orange

2 = purple

3 = yellow

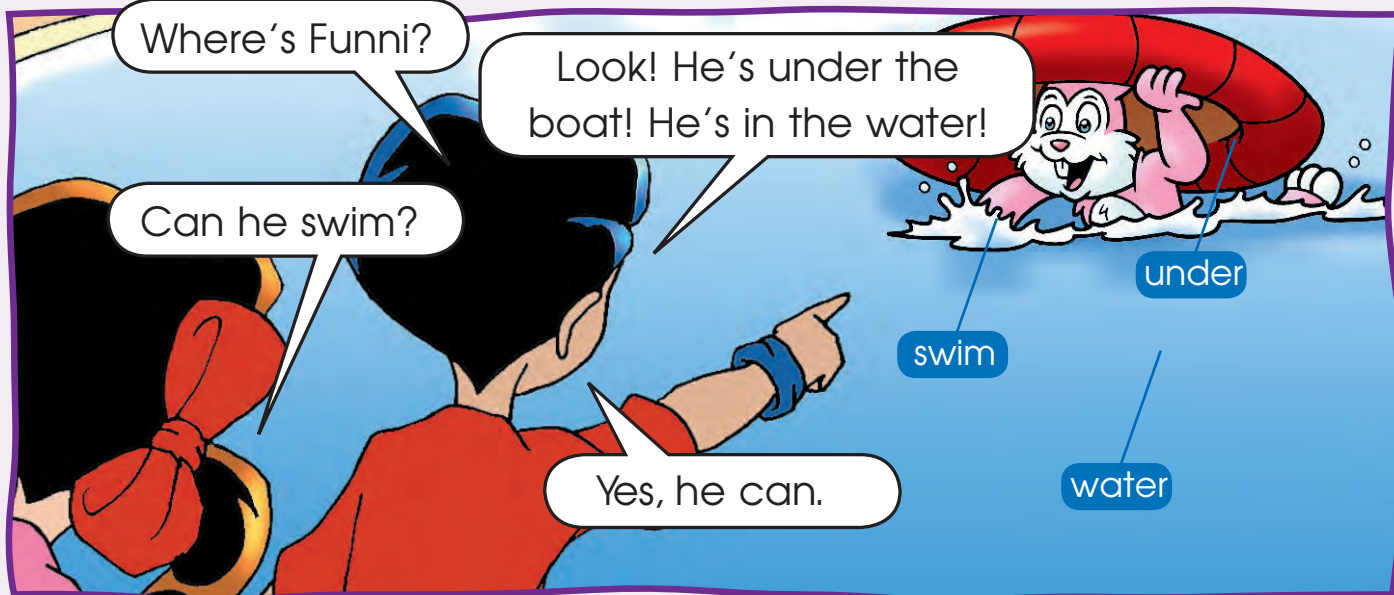
4 = green

5 = red

6 = blue



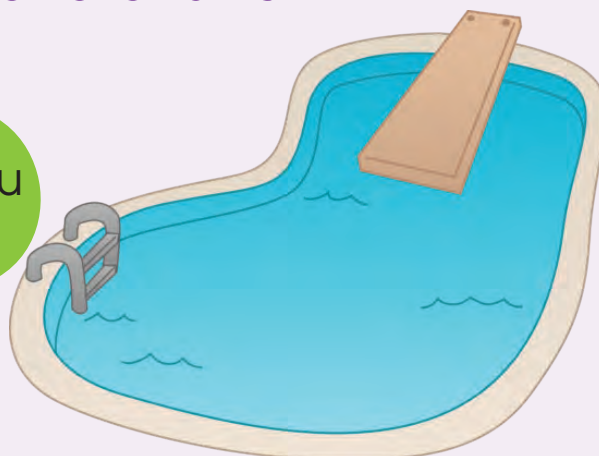
5. Look and listen



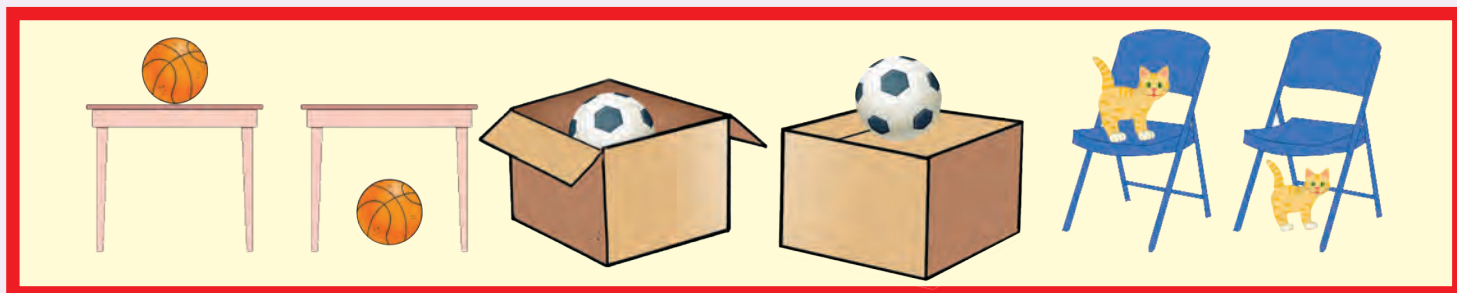
6. Ask and answer



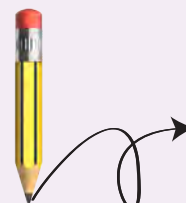
Can you swim?



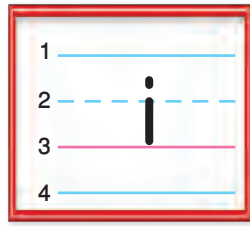
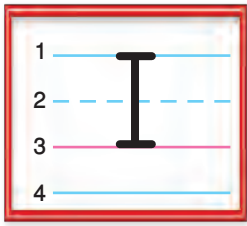
7. Listen and circle the right picture



Where is your pencil?



8. Look and say



in



9. Look, say and use


I for ill



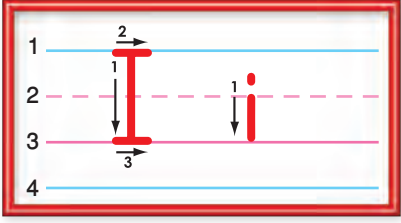

10. Trace and copy

Can you say more words?

Letter I i Practice:



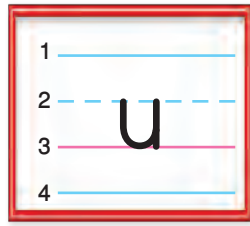
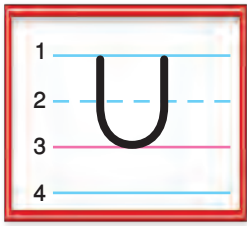
ink


Tracing practice lines for uppercase 'I' and lowercase 'i' on a four-line grid. The first row shows a solid 'I' with stroke order arrows, followed by three rows of dashed 'I's for tracing. The second row shows a solid 'i' with stroke order arrows, followed by three rows of dashed 'i's for tracing.

I feel 😊 😊 😐

14. Look and say



under




15. Look, say and use

U for uncle



16. Trace and copy

Can you say more words?




umbrella

Letter U u Practice:


Tracing practice area with four rows of four-line grids:

- Row 1: Uppercase U tracing (with stroke arrows) followed by four grey U outlines.
- Row 2: Uppercase U tracing (with stroke arrows) followed by empty space.
- Row 3: Lowercase u tracing (with stroke arrows) followed by four grey u outlines.
- Row 4: Lowercase u tracing (with stroke arrows) followed by empty space.

I feel 😊 😊 😐



17. Look and say



18. Ask and answer



Where is the ball?



It is in the box.



19. Write the missing letters

6

si x



fo x



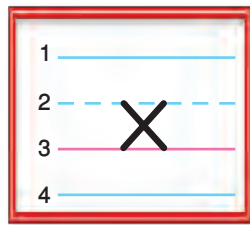
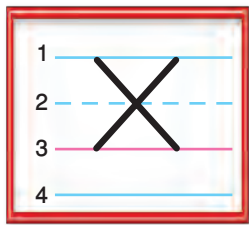
Project 3



What is on the desk?



 20. Look and say



x ray




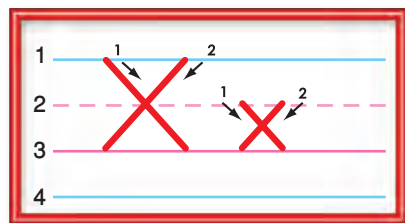
  21. Look, say and use

X for **x** ray



Can you say more words?

  22. Trace and copy



xylophone

Letter **X** **x** Practice:

1 2 3 4

1 2 3 4

1 2 3 4

1 2 3 4

1 2 3 4

I feel



Unit 10 Let's Play



We will learn:


- 🌸 Asking and answering questions.
- 🌸 Making suggestions.
- 🌸 Describing actions.

Unit
10

Let's play!



1. Look and listen




2. Point, read and say


v a n van



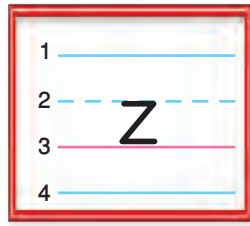
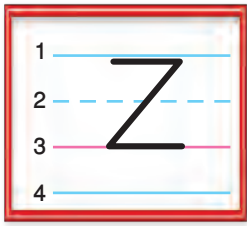
b o x box





Where is your bag?



3. Look and say



ZOO



4. Look, say and use

Z for zebra



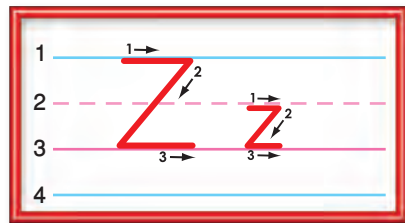
value
Don't harm animals!



5. Trace and copy

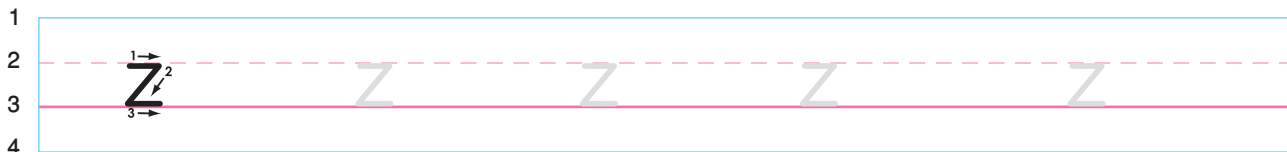



Can you say more words?



zookeeper

Letter **Z z** Practice:

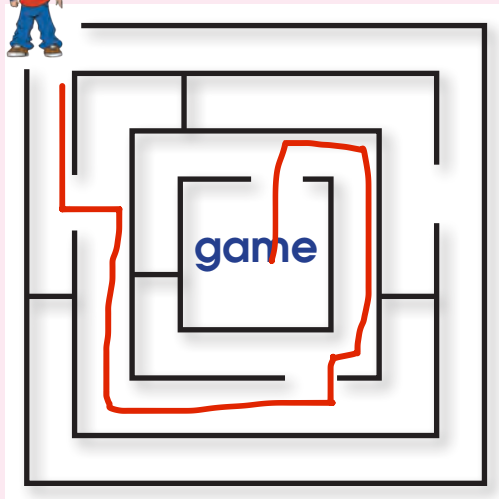


I feel 😊 😊 😐

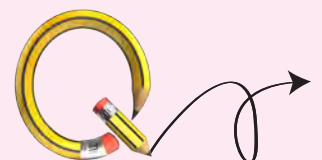
6. Ask and answer




7. Help Ali to get to the word, then write it in the box.

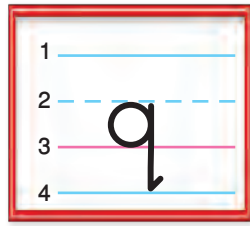
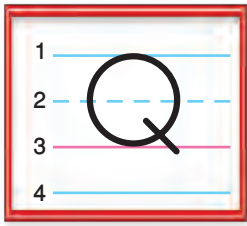


game





3. Look and say




queen



4. Look, say and use

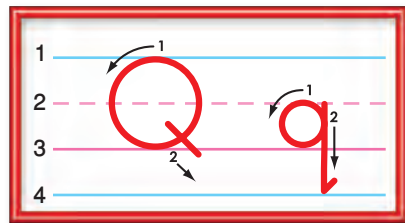
Q for quiet



Can you say more words?

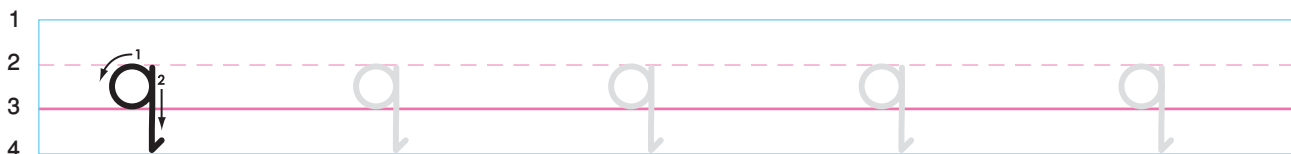



5. Trace and copy



quilt

Letter **Q q** Practice:



I feel



6. Reorder the story



2



3




1



4



7. Circle the pictures with (q) sound.



8. Say it, connect it and write it.



z

t

o

ZOO

a

o

k

value
Eat healthy food!



v

i

p

van

w

a

n



y

b

o

box

g

x


s





12. Read and draw

flag



box




camera



13. Circle the pictures with /v/ sound

V



14. Count, how many?


 +
 
 =



















11




























 +
 
 =

9



15. Complete the patterns by drawing and colouring the pictures:

						<input type="text"/>
						<input type="text"/>
						<input type="text"/>

A 	A	a	N 	N	n
B 	B	b	O 	O	o
C 	C	c	P 	P	p
D 	D	d	Q 	Q	q
E 	E	e	R 	R	r
F 	F	f	S 	S	s
G 	G	g	T 	T	t
H 	H	h	U 	U	u
I 	I	i	V 	V	v
J 	J	j	W 	W	w
K 	K	k	X 	X	x
L 	L	l	Y 	Y	y
M 	M	m	Z 	Z	z