

# Interactive

## Homework Notebook

الفصل الثاني الابتدائي الفصل الدراسي الثاني

دليل ولي الأمر  
Parents' Guide

CONNECT

تصرف مجاناً مع الكتاب  
كراسة المعاصر التفاعلية للواجب المنزلي



2<sup>nd</sup>  
Primary  
2025

SECOND TERM

كراسة المعاصر التفاعلية  
للواسب المنزلى  
نصرف مجاناً مع الكتاب

**EL-MOASSER**

**INTERACTIVE**

Homework Notebook

*Your Guide to master  
your homework*

**NOW**

at all bookstores...

**Connect Plus, Math & Discover**



**CONNECT**

**GPS**



**AL TALABA BOOKSTORE**  
For printing, publication & distribution

El Faggala - Cairo - Egypt  
Tel.: 02/ 259 340 12 - 259 377 91  
E-mail: info@elmoasserbooks.com  
www.elmoasserbooks.com

☎ 15014

**2<sup>nd</sup>**  
Primary  
**2025**  
**SECOND TERM**



6 223007 311212

f /ElMoasser.eg

# Interactive

By a group of supervisors

Parents' Guide دليل ولي الأمر

Homework Notebook

الصف الثاني الابتدائي  
الفصل الدراسي الثاني

CONNECT



AL TALABA BOOKSTORE

For printing, publication & distribution

El Faggala - Cairo - Egypt

Tel.: 02/ 259 340 12 - 259 377 91

E-mail: info@elmoasserbooks.com

www.elmoasserbooks.com

15014

2<sup>nd</sup>  
Primary

SECOND TERM

# CONTENTS

## PART 1

Dictation Assessments

تقييمات على الإملاء

## PART 2

Accumulative assessments on Dictation

تدريب تراكمي على الإملاء

## PART 3

General Activities

أنشطة عامة على المنهج بالكامل



الهدف من هذا الجزء : إتقان المفردات اللغوية للوحدة.

I







Dictation on lesson 1

Read	 <p>bench</p>	<p>be__h</p>	<p>hcbne</p>	<p>Write</p>
 <p>river</p>	<p>r_v_r</p>	<p>rervi</p>	<p>Unscramble</p>	
 <p>flower</p>	<p>fl__er</p>	<p>erlwfo</p>	<p>Complete</p>	
 <p>sky</p>	<p>sk_</p>	<p>ysk</p>	<p>Unscramble</p>	
 <p>grass</p>	<p>_ra_s</p>	<p>rgass</p>	<p>Complete</p>	
 <p>rainbow</p>	<p>r__nb_w</p>	<p>nbriaw</p>	<p>Unscramble</p>	


# Dictation on lesson 2

Read	 <p>wave</p>	<p>w_v_</p>	<p>evwa</p>	<p>Write</p>
	 <p>solid</p>	<p>s__id</p>	<p>ilosd</p>	<p>Write</p>
	 <p>steam</p>	<p>s_e_m</p>	<p>etsam</p>	<p>Write</p>
	 <p>pink</p>	<p>pi__</p>	<p>kpni</p>	<p>Write</p>
	 <p>low</p>	<p>lo_</p>	<p>wol</p>	<p>Write</p>
	 <p>liquid</p>	<p>li_u_d</p>	<p>uqilid</p>	<p>Write</p>

# Dictation on lesson 3

Read	 <p>star</p>	s_ar	rsat	<p>_____</p> <p>_____</p> <p>_____</p> <p>_____</p> <p>_____</p> <p>_____</p> <p>_____</p> <p>_____</p> <p>_____</p> <p>_____</p>
	 <p>shorts</p>	_ _ or ts	srtsoh	<p>_____</p> <p>_____</p> <p>_____</p> <p>_____</p> <p>_____</p> <p>_____</p> <p>_____</p> <p>_____</p> <p>_____</p> <p>_____</p>
	 <p>jar</p>	j _ _	rja	<p>_____</p> <p>_____</p> <p>_____</p> <p>_____</p> <p>_____</p> <p>_____</p> <p>_____</p> <p>_____</p> <p>_____</p> <p>_____</p>
	 <p>garden</p>	ga_d_n	ndegra	<p>_____</p> <p>_____</p> <p>_____</p> <p>_____</p> <p>_____</p> <p>_____</p> <p>_____</p> <p>_____</p> <p>_____</p> <p>_____</p>
	 <p>horse</p>	_ or_e	orhse	<p>_____</p> <p>_____</p> <p>_____</p> <p>_____</p> <p>_____</p> <p>_____</p> <p>_____</p> <p>_____</p> <p>_____</p> <p>_____</p>
	 <p>corn</p>	c _ _ n	norc	<p>_____</p> <p>_____</p> <p>_____</p> <p>_____</p> <p>_____</p> <p>_____</p> <p>_____</p> <p>_____</p> <p>_____</p> <p>_____</p>

# Dictation on lesson 4

Read	 <p>pick</p>	 <p>trash</p>	 <p>walk</p>	 <p>recycle</p>	 <p>protect</p>	 <p>finish</p>
Complete	pi__	t_a_h	_alk	re__cle	pr_te_t	fi_i_h
Unscramble	cipk	hstar	klwa	eccryel	trtopce	iinfhs
Write	<p>_____</p> <p>_____</p> <p>_____</p> <p>_____</p> <p>_____</p> <p>_____</p> <p>_____</p> <p>_____</p> <p>_____</p> <p>_____</p>	<p>_____</p> <p>_____</p> <p>_____</p> <p>_____</p> <p>_____</p> <p>_____</p> <p>_____</p> <p>_____</p> <p>_____</p> <p>_____</p>	<p>_____</p> <p>_____</p> <p>_____</p> <p>_____</p> <p>_____</p> <p>_____</p> <p>_____</p> <p>_____</p> <p>_____</p> <p>_____</p>	<p>_____</p> <p>_____</p> <p>_____</p> <p>_____</p> <p>_____</p> <p>_____</p> <p>_____</p> <p>_____</p> <p>_____</p> <p>_____</p>	<p>_____</p> <p>_____</p> <p>_____</p> <p>_____</p> <p>_____</p> <p>_____</p> <p>_____</p> <p>_____</p> <p>_____</p> <p>_____</p>	<p>_____</p> <p>_____</p> <p>_____</p> <p>_____</p> <p>_____</p> <p>_____</p> <p>_____</p> <p>_____</p> <p>_____</p> <p>_____</p>

## II

## Important 76 words

◀ كون قاموسك اللغوي بنفسك

- المفردات اللغوية المستهدفة طبقًا لكتاب الوزارة ودليل المعلم المطلوب من الطالب إتقانها باختلاف الفروق الفردية.  
- يختار معلمك نموذج واحد من [A] أو [B].

## A ▶ Look and write in English.



مقعد

bench



قوس قزح

- walk
- bench
- grass
- rainbow



يمشى



عشب

- ذرة
- اصفر
- ذراع
- برطمان

## ▶ Look and write in Arabic.



arm



jar



yellow



corn

Or

## B ▶ Look and write in English.



زهرة



حصان

- farm
- flower
- sky
- horse



سما



مزرعة

- قمامة
- قارب
- لون وردي
- نهر

## ▶ Look and write in Arabic.



trash



river

نهر



boat



pink

الهدف من هذا الجزء : إتقان المفردات اللغوية للوحدة.

I

Dictation on lesson 1

	scissors	s _ i s s _ r s	ssroscsi	
	rulers	r _ _ e r _	sruerl	
	toys	_ o y s	syot	
	pencils	p e n _ _ l s	ncpleis	
	books	_ o o _ s	osobk	
	pens	p _ _ s	sepn	
Read	Complete	Unscramble	Write	

# Dictation on lesson 2

Read	 <p>jacket</p>	 <p>currency</p>	 <p>sweets</p>	 <p>forty</p>	 <p>fifty</p>	 <p>sixty</p>
Complete	ja__et	c_r_e_cy	s_ee_s	f_rt_	fi_ty	__xty
Unscramble	taekjc	uenrrycc	wstese	yfrot	tffiy	yitsx
Write						

# Dictation on lessons 3&4

Read	 <p>plastic</p>	 <p>metal</p>	 <p>paper</p>	 <p>oil</p>	 <p>soil</p>	 <p>coin</p>
Complete	pla_ti_	_eta_	pa__r	oi_	s__l	c__n
Unscramble	listpac	lamte	aeppr	iol	lois	iocn
Write						

## II Important 16 words

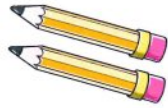
◀ كون قاموسك اللغوي بنفسك

- المفردات اللغوية المستهدفة طبقًا لكتاب الوزارة ودليل المعلم المطلوب من الطالب إتقانها باختلاف الفروق الفردية.  
- يختار معلمك نموذج واحد من [A] أو [B].

### A ▶ Look and write in English.



ترية



أقلام رصاص

- sweets
- soil
- scissors
- pencils



مقص



حلوى

- چاكايت
- حذاء
- معدن
- فرش للتلوين

### ▶ Look and write in Arabic.



paint brushes



metal



shoes



jacket

Or

### B ▶ Look and write in English.



آلة حاسبة



عملة معدنية

- calculator
- buy
- coin
- window



شباك



يشترى

- أقلام جاف
- زيت
- ولد
- الوان طلاء

### ▶ Look and write in Arabic.



boy



oil



paints



pens


الهدف من هذا الجزء : إتقان المفردات اللغوية للوحدة.

I

Dictation on lessons 1 & 2

Read	 <p>cow</p>	co _	woc	<p>Write</p>
	 <p>sheep</p>	_ _ eep	peseh	
	 <p>duck</p>	du _ _	cukd	
	 <p>donkey</p>	d _ n _ ey	yedkno	
	 <p>goat</p>	g _ _ t	oagt	
	 <p>farm</p>	fa _ m	armf	

# Dictation on lesson 3

Read	 <p>goal</p>	<p>g _ _ l</p>	<p>glao</p>	<p>Write</p>
 <p>boat</p>	<p>b _ _ t</p>	<p>taob</p>	<p>Unscramble</p>	
 <p>home</p>	<p>h _ _ e</p>	<p>mohe</p>	<p>Complete</p>	
 <p>arrow</p>	<p>ar _ o _</p>	<p>orwar</p>	<p>Read</p>	
 <p>rose</p>	<p>r _ s _</p>	<p>erso</p>	<p>Write</p>	
 <p>nose</p>	<p>_ o s e</p>	<p>eosn</p>	<p>Unscramble</p>	

# Dictation on lesson 4

Read	 <p>meat</p>	 <p>milk</p>	 <p>space</p>	 <p>wool</p>	 <p>shelter</p>
Complete	me_t	_ilk	s_a_e	wo_l	s_el_e_
Unscramble	atme	likm	pcase	oolw	hteeslr
Write					

- المفردات اللغوية المستهدفة طبقًا لكتاب الوزارة ودليل المعلم المطلوب من الطالب إتقانها باختلاف الفروق الفردية.  
- يختار معلمك نموذج واحد من [A] أو [B].

## A ▶ Look and write in English.



أرض فارغة [مساحة]

16

سنة عشر

- sixteen
- yellow
- space
- shelter



مأوى للحيوان



لون أصفر

- رقم مائة
- سمكة
- بيض
- بطة

## ▶ Look and write in Arabic.



fish



eggs



duck

100

hundred

Or

## B ▶ Look and write in English.



حمار



لبن

- cow
- donkey
- nose
- milk



أنف



بقرة

- قارب
- عنزة
- صوف
- خروف

## ▶ Look and write in Arabic.



goat



wool



sheep



boat

الهدف من هذا الجزء : إتقان المفردات اللغوية للوحدة.

I

Dictation on lessons 1 & 2

	kitchen	_it__en	chektin	
	computer	co_p_te_	ptucemor	
	bedroom	b_dr_om	mdrbeoo	
	wardrobe	_ar_robe	earorwdb	
	armchair	a_mc_air	hacamrri	
	couch	co__h	ccuoh	
Read	Complete	Unscramble	Write	

# Dictation on lesson 3

Read		desert	de_e_t	reesdt	
		family	_a_ily	aymfil	
		land	la_d	anld	
		city	_ity	itcy	
		oasis	oa_i_	asois	
		apartment	ap_rt_ent	tmtaerapn	
Write					
Unscramble					
Complete					

# Dictation on lesson 4

Read	 <p>train</p>	 <p>tail</p>	 <p>play</p>	 <p>face</p>	 <p>cake</p>	 <p>grapes</p>
Complete	tr__n	_ail	pl_y	_a_e	ca__	_ra_es
Unscramble	nitar	aitl	lapy	eafc	ecka	psgrea
Write						

## II Important 76 words

◀ كون قاموسك اللغوي بنفسك

- المفردات اللغوية المستهدفة طبقًا لكتاب الوزارة ودليل المعلم المطلوب من الطالب إتقانها باختلاف الفروق الفردية.  
- يختار معلمك نموذج واحد من [A] أو [B].

### A ▶ Look and write in English.



عائلة



شقة سكنية

- apartment
- family
- bedroom
- play



يلعب



غرفة نوم

- قطار
- غرفة المعيشة
- واحة
- كرسي بذراعين

### ▶ Look and write in Arabic.



armchair



living room



oasis



train

Or

### B ▶ Look and write in English.



مطبخ



منزل

- kitchen
- land
- face
- house



أرض يابسة



وجه

- ذيل
- عنب
- خزانة صغيرة
- أريكة

### ▶ Look and write in Arabic.



grapes



cupboard



couch


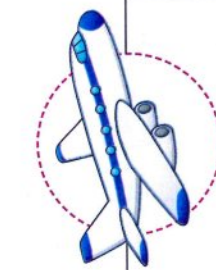





tail







الهدف من هذا الجزء : إتقان المفردات اللغوية للوحدة.

I

Dictation on lesson 1

	bicycle	bi__cle	lcbycie	
	plane	_la_e	enlap	
	drive a car	_ri_e a c_r	driev a rac	
	ride a bike	ri_e a _ike	eidr a ibke	
	taxi	ta__	ixta	
Read	Complete	Unscramble	Write	

# Dictation on lessons 2, 3 & 4

Read	 <p>night</p>	 <p>right</p>	 <p>eight</p>	 <p>beach</p>	 <p>museum</p>	 <p>store</p>
Complete	n_g_t	ri__t	_igh_	bea__	_use_m	st_r_
Unscramble	thign	thrgi	htegi	ecabh	umusme	etosr
Write						

- المفردات اللغوية المستهدفة طبقًا لكتاب الوزارة ودليل المعلم المطلوب من الطالب إتقانها باختلاف الفروق الفردية.  
- يختار معلمك نموذج واحد من [A] أو [B].

## A ▶ Look and write in English.

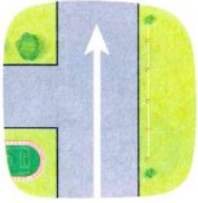


يركب دراجة



قرية

- village
- Go straight.
- restaurant
- ride a bike



سر مستقيمًا



مطعم

- يمشى
- ليل
- يسبح
- شارع

## ▶ Look and write in Arabic.



swim



walk



street



night

Or

## B ▶ Look and write in English.



رجل مطافئ

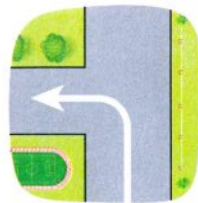


يقود سيارة

- library
- firefighter
- left
- drive a car



مكتبة



يسار

- يمين
- طائرة
- متحف
- شاطئ

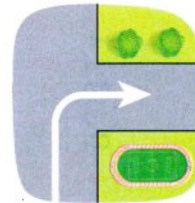
## ▶ Look and write in Arabic.



plane



museum



right



beach


- المفردات اللغوية المستهدفة طبقاً لكتاب الوزارة ودليل المعلم المطلوب من الطالب إتقانها باختلاف الفروق الفردية.

Units 7, 8, 9, 10 & 11

12



c \_ \_ ch f \_ m \_ ly tr \_ \_ n d \_ \_ k \_ y



nekhcti

aoiss

segar


ctyi



Units 7, 8, 9 & 10

12

16



an \_ m \_ ls m \_ \_ k \_ \_ t b \_ \_ t si \_ t \_ \_ n



espeh

owol

rwaor

sargs



100

Complete

Unscramble

Write

Activity

1



1 Listen and write the missing sound.

1.



s \_ \_ l

2.



r \_ \_ t

3.



tr \_ \_ n

4.



n \_ \_ t

2 Read and circle.

1. grapes



2. goal



3 Look, read and match.

1. wardrobe

2. bench

3. wool



**4** Read, order and write.

1. has - toy - The boy - a.

2. is - house - This - my.

**5** Look and circle.

1.



goat

sheep

2.




carpenter

firefighter

**6** Look, unscramble and write.

1.



a p r p e

2.



w o c

3.



o a b t

**7** Look, read and complete.

park

couch

armchair



1. I have a/an ..... in  
my living room.



2. I am in the .....

**8** Read and choose the correct answer between brackets.

1. Where [is - are] you ?

2. Ice is [solid - gas] .

3. We live in a big [house - toy] .

4. Animals need [sky - water] to drink .

5. Is there a TV ? - No, there [is - isn't] .

# Activity

## 2



نصوص الاستماع في نهاية الملحق

### 1 Listen and write the missing sound.

1.



c \_ k \_

2.



pl \_ \_

3.



c \_ \_

4.



st \_ \_

### 2 Read and circle.

1. coin



2. picture



### 3 Look, read and match.

1. wave



2. left



3. tree



### 4 Read and choose the correct answer between brackets.


1. [Are - Is] there a flower ?
2. I have a couch in my [living room - kitchen].
3. MY father [eats - drives] his car.
4. A duck gives us meat and [milk - eggs].


**5** Look and circle.

1.  park  
museum

2.  bag  
notebook

**6** Look, unscramble and write.

1.   
c k d u

2.   
t e w a r

3.   
u n s

**7** Look, read and complete.

taxi      drives      rides

  
1. He ..... his bicycle.

  
2. Mona takes a .....

**8** Punctuate the following sentence.

are there any bags

**9** Copy the following sentence.

I have a toy train.

# Activity

## 3



نصوص الاستماع في نهاية الملحق

### 1 Listen and write the missing sound.

1.



b \_ \_

2.



wind \_ \_

3.



c \_ \_ n

4.




n \_ s \_

### 2 Read and circle.

1. corn



2. money



3. bench



### 3 Read the passage and tick [✓] or [X].

We're at a stationery shop. A stationery shop sells toys and school items. There're blue pencil cases. There aren't any black pens. There are blue pens and red pens.

1. A stationery shop sells clothes.

2. There are black pens.


3. There are blue pencil cases.

### 4 Read, order and write.

much - shoes - are - the - How ?

.....


**5** Look and tick [✓].

1.  bedroom   
kitchen

2.  desert   
playground

**6** Look, unscramble and write.



1.   
r l w o f e

2.   
c s s o i s r s

3.   
x a t i

**7** Look, read and complete.

currency      flag      night

1. I do my homework at ..... .      2. The pound is our .....

**8** Punctuate the following sentence.

it is a couch

.....

**9** Copy the following sentence.

Animals need shelter.

.....

# Activity

## 4



نصوص الاستماع في نهاية الملحق

### 1 Listen and write the missing sound.

1.



sk \_

2.



s \_ \_

3.



c \_ \_

4.



rainb \_ \_

### 2 Read and circle.

1. library



2. armchair



### 3 Look and write a sentence under each picture.

1.



2.



### 4 Read and choose the correct answer between brackets.

1. Is there a [tree - trees] ?
2. A [chicken - cow] gives us milk.
3. We go to the [beach - store] to swim.
4. A [sun - wave] is water that moves.

**5** Look and tick [✓]

1.



He walks to school.

2.



I have one armchair.

**6** Look, unscramble and write.

1.



o r e s t

2.



w i m s

3.



b u c o a r d p

**7** Look, read and write.

TV

bench

farm



1. There is a ..... in the park.



2. There are many animals on the .....

**8** Read and match [A] with [B].

[A]

- 1. We eat food
- 2. There are
- 3. Animals need

[B]

- a. liquid.
- b. red pens on the table.
- c. shelter and food.
- d. at the restaurant.

# Activity

# 5



نصوص الاستماع في نهاية الملحق

## 1 Listen and write the missing sound.

1.



r \_ s \_

2.



\_ \_ m

3.



t \_ \_ s

4.



f \_ \_ ty

## 2 Read and circle.

1. river



2. paper

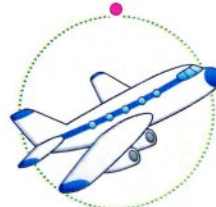



## 3 Look, read and match.

1. plane

2. walk

3. milk



## 4 Read and complete with words from the box.

is - like - armchair

I like my living room. I have an [1] ....., a couch and a TV in my living room. My bedroom [2] ..... small. The kitchen is big.

**5** Read, order and write.

1. is - Siwa - beautiful.

2. do - Where - swim - you ?

**6** Look and circle.

1.



house

desert

2.



star

square

**7** Look, unscramble and write.

1.



c e f a

2.



d e b

3.



c h b e a

**8** Look, read and complete.

hen

firefighter

sheep



1. The ..... helps us.



2. A ..... gives us eggs.

**9** Punctuate the following sentence.

i have a wardrobe in my bedroom

# Activity

# 6



نصوص الاستماع في نهاية الملحق

## 1 Listen and write the missing sound.

1.




g \_ \_ l

2.



h \_ m \_

3.



yell \_ \_

4.



b \_ \_

## 2 Read and circle.

1. library



2. arrow



## 3 Look, read and match.

1. duck

2. plastic

3. pound



## 4 Read and choose the correct answer between brackets.

1. How [many - much] horses are there? - There're 25 horses.

2. Don't [pick - picks] the flowers.

3. I can read books at the [library - beach].

4. A sheep gives us [wood - wool].

**5** Look and circle.

1.



water

oil

2.



home

rainbow

**6** Look, unscramble and write.

1.



h o o l s c

2.



g h t s t r a i

3.




a r f m

**7** Look, read and complete.

seventy-six

sharpener

sixty-seven



76

1. A ..... is made of metal and plastic.

2. Fifty plus twenty plus five plus one is .....

**8** Read, order and write.

are - There - horses - three .

**9** Copy the following sentences.

1. Remember to protect your environment .

2. This is a couch .



## 1 Listen and write the missing sound.

1.



p \_ \_ k

2.



sp \_ \_ ts

3.



firef \_ \_ \_ ter

4.



t \_ \_ l

## 2 Read and circle.

1. computer



2. flowers




## 3 Look, read and match.

1. eighty

2. lemons

3. trash can



## 4 Read the passage and tick [✓] or [X].

I live in a village. It's small. There are trees and farms. I can play with the animals on the farm.

1. I live in a city.

2. I can play with my friends on the farm.

3. There are trees and farms in the village.

5 Look and circle.

1.



cat

hen

2.



store

library


6 Look, unscramble and write.

1.



e r i v r

2.



c h c o u

3.



o t p

7 Look, write a sentence under each picture.



1. ....



2. ....

8 Look and tick (✓).

1.



- pens
- calculators

2.



- bench
- tree

3.



- park
- museum

# Activity

# 8



نصوص الاستماع في نهاية الملحق

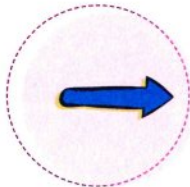
## 1 Listen and write the missing sound.

1.



p \_ \_ nt

2.



arr \_ \_

3.



t \_ \_ l

4.



h \_ \_ se

## 2 Read and circle.

1. This is my bedroom.



2. I live in an apartment.




## 3 Look, read and match.

1. bench

2. bicycle

3. beach



## 4 Read and match [A] with [B].

1. Are there

2. Money is

3. The sheep eats

[B]

a. very useful.

b. sky.



c. any pens ?

d. grass.

**5** Read and choose the correct answer between brackets.

1. It [**are** - **is**] a bed.
2. I like to eat [**cake** - **couch**].
3. Amr [**rides** - **gives**] his bicycle.
4. We can swim at the [**restaurant** - **beach**].

**6** Look and tick (✓).

- |    |   |                                   |    |  |                                  |
|----|---|-----------------------------------|----|--|----------------------------------|
| 1. |  | armchair <input type="checkbox"/> | 2. |  | apples <input type="checkbox"/>  |
|    |   | couch <input type="checkbox"/>    |    |  | bananas <input type="checkbox"/> |

**7** Look, unscramble and write.

- |    |  |    |  |    |  |
|----|--|----|--|----|--|
| 1. |  | 2. |  | 3. |  |
|    | n d w i o w  |    | o u p n d  |    | s o y t  |

**8** Look, read and complete.

TV
wardrobe
farm



1. This is a .....



2. I put my clothes in the .....

**9** Copy the following sentence.

**Seleem takes a taxi.**

.....



# Listening Texts

نصوص الاستماع

## General Activities

★ Listen and write the missing sound.

### Activity 1

- |          |          |
|----------|----------|
| 1. soil  | 2. right |
| 3. train | 4. night |

### Activity 2

- |         |         |
|---------|---------|
| 1. cake | 2. play |
| 3. car  | 4. star |

### Activity 3

- |         |           |
|---------|-----------|
| 1. boy  | 2. window |
| 3. coin | 4. nose   |

### Activity 4

- |        |            |
|--------|------------|
| 1. sky | 2. say     |
| 3. car | 4. rainbow |

### Activity 5

- |         |          |
|---------|----------|
| 1. rose | 2. arm   |
| 3. toys | 4. forty |

### Activity 6

- |           |         |
|-----------|---------|
| 1. goal   | 2. home |
| 3. yellow | 4. boy  |

### Activity 7

- |                |           |
|----------------|-----------|
| 1. park        | 2. sports |
| 3. firefighter | 4. tail   |

### Activity 8

- |          |          |
|----------|----------|
| 1. point | 2. arrow |
| 3. tail  | 4. horse |