

تم تحميل هذا الملف من موقع المناهج الكويتية



الملف حل كتاب الطالب

موقع المناهج ← المناهج الكويتية ← الصف الأول ← لغة انجليزية ← الفصل الثاني

روابط مواقع التواصل الاجتماعي بحسب الصف الأول



روابط مواد الصف الأول على تلغرام

[الرياضيات](#)

[اللغة الانجليزية](#)

[اللغة العربية](#)

[التربية الاسلامية](#)

المزيد من الملفات بحسب الصف الأول والمادة لغة انجليزية في الفصل الثاني

<a href="#">مذكرة (english with fun)</a>	1
<a href="#">خطة المنهج للغة الانكليزية</a>	2
<a href="#">مذكرة مدرسة نفيسة بنت حسن</a>	3
<a href="#">تعليم الحروف</a>	4
<a href="#">أوراق عمل مدرسة أميمة بنت النجار</a>	5



Ms. Flora's

Student's Book  
حل كتاب الطالب

Grade 1  
Second Semester



Name: .....

Grade  
1B



967 55 882



ms.floraenglish



Flora EDU

Unit  
6

# Going to school



## 1. Look and say



## 2. Ask and answer

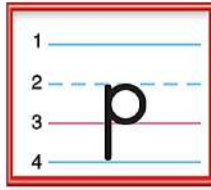



I'm painting a tree.



3. Look and say

# purple



4. Look, say and use

**P** for piano



**Piano Plane Panda Pizza**




Can you say more words?



5. Trace and copy

Letter P p Practice:



parrot

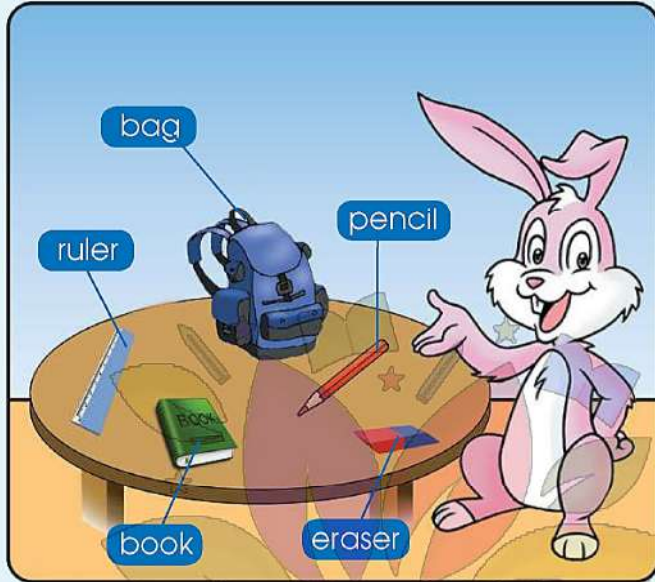
967 55 882 Instagram r.s.floraenglish Telegram Flora EDU

Tracing practice for uppercase P and lowercase p on a four-line grid. The first row shows a large P with stroke order arrows and numbers. The second row shows a large p with stroke order arrows and numbers. The third row shows a row of P's for tracing, with the first one in red and the others in grey. The fourth row shows a row of p's for tracing, with the first one in red and the others in grey.

I feel 😊 😊 😐



### 6. Look listen then ask and answer



Can i have a / an ...?

Here you are.

Thank you



Is it a table?

yes, it is.

No, it is not.



### 7. Help Ali and Haya get to the book and ruler




967 55 882

ms.floraenglish

Flora EDU



8. Look at the pictures then write (p or b)



p b

book



p b

Pencil

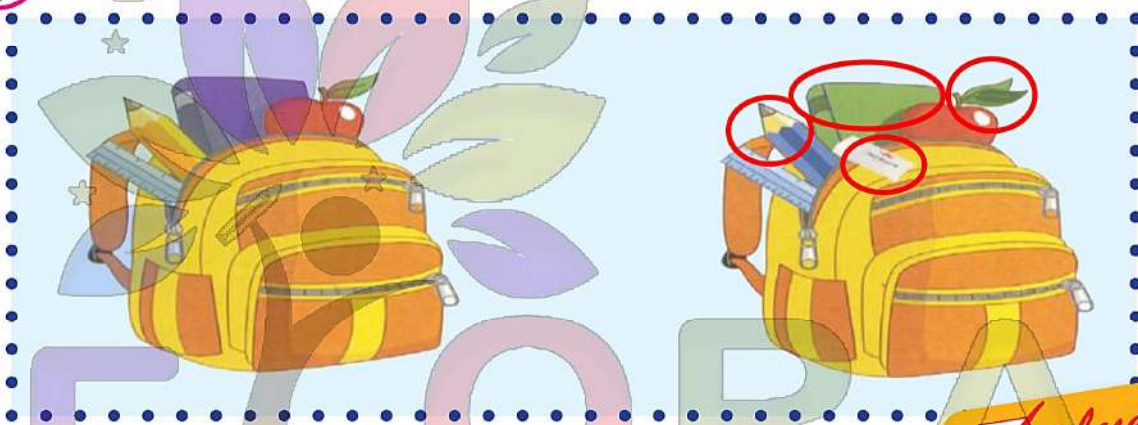


p b

bag



9. Spot the differences



10. Draw things used at school

967 55 882

ms.floraenglish

Flora EDU

Value  
Don't draw on the table.



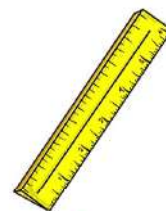
bag



book



pencil



ruler



### 11. Count, then ask and answer



eleven

How many **bags**.. are there?



twelve



thirteen



fourteen

There are **11** **bags**



fifteen



### 12. Trace



### 13. Look at the jar, count and write



967 55 682

ms.floraenglish

Flora EDU

$$\text{blue ball} + \text{orange ball} =$$

7

$$\text{purple ball} + \text{yellow ball} =$$

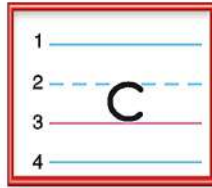

6





14. Look and say

# carrot



15. Look, say and use

# C for corn



corn

car

cat

camera



Can you say more words?



16. Trace and copy

class

Letter C c Practice:

1

2

3

4

1

2

3

4

1

2

3

4

1

2

3

4

1

2

3

4

1

2

3

4



## Project 1

I feel



Student's Book  
حل كتاب الطالب

Unit 7



Grade  
1B



967 55 882



ms.floraenglish



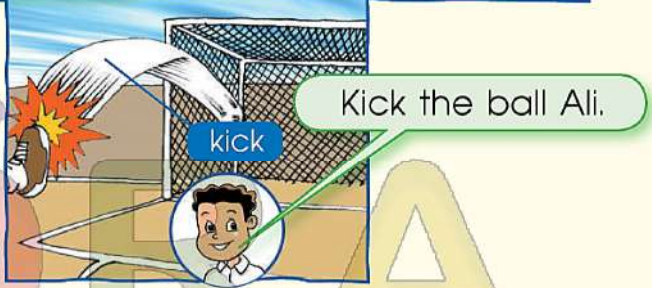
Flora EDU

Unit  
7

# Let's do it



## 1. Look and listen



Tell your friend what to do

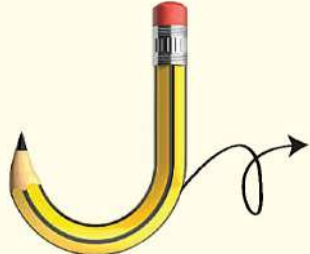


## 2. Look at the pictures and tell them what to do



**Don't play football beside the window.**

**value**  
Don't play in the street.

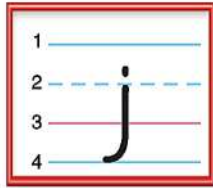
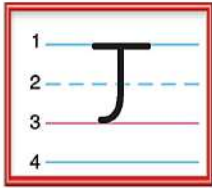


**Don't walk in the street.**



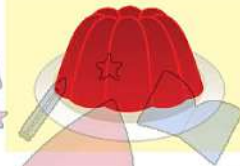
3. Look and say

# jump



4. Look, say and use

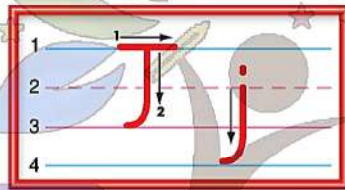
**J** for **j**elly



Can you say more words?

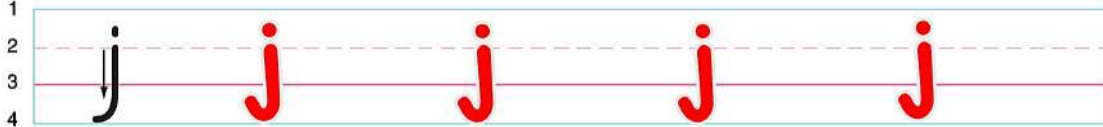
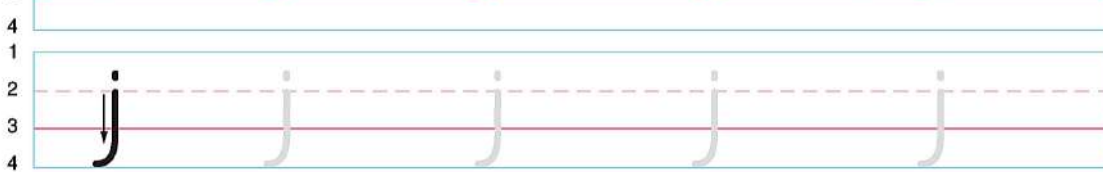
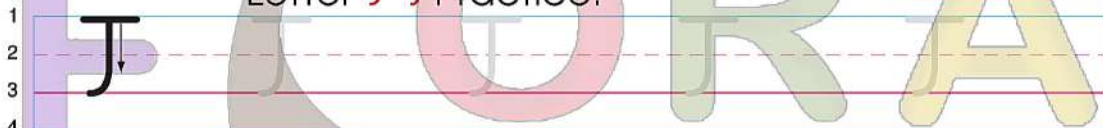


5. Trace and copy



jungle

Letter J j Practice:

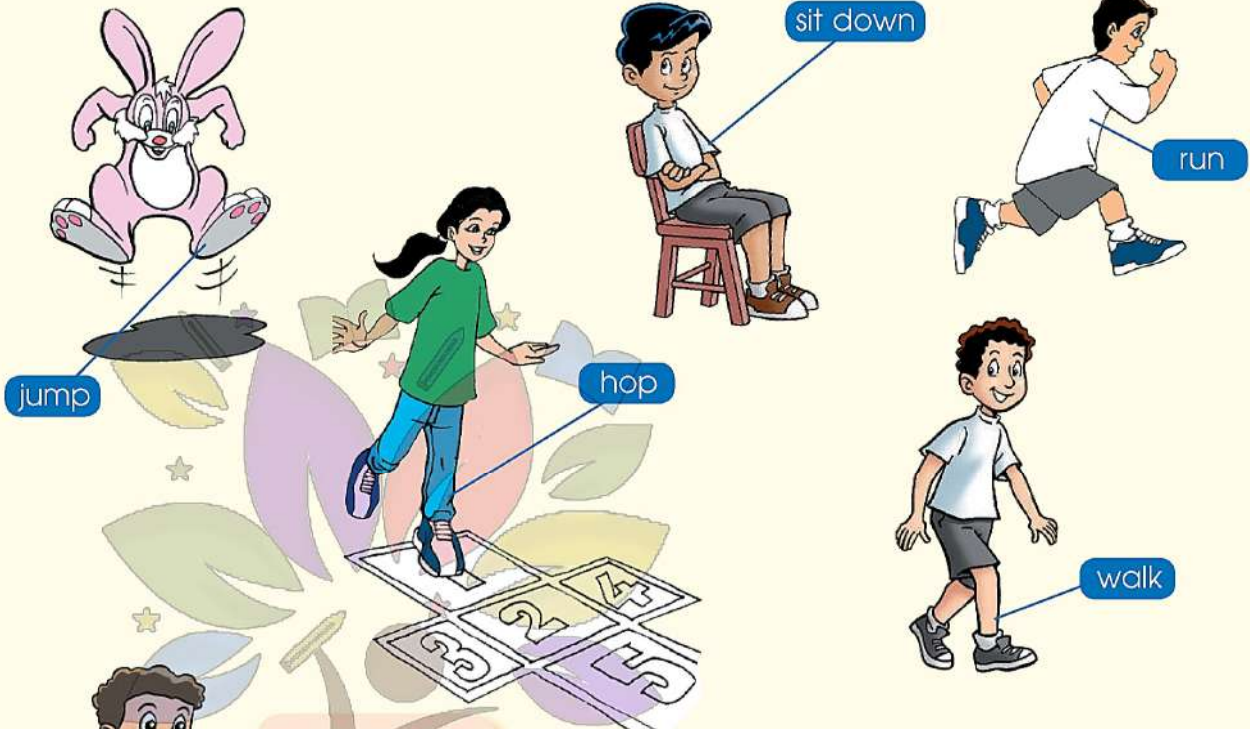


I feel





## 6. Look and say



What is he / she doing

He / She is



## 7. Point, read and say

967 55 882

ms.floraenglish

Flora EDU

h o p

hop

c a t


cat







# 11. Look and listen



Tell your friend what not to do



# 12. Look at the pictures and write (k or c)

967 55 882

K C

ketchup

ms.floraenglish

K C

car

Flora EDU

K C

king

K C

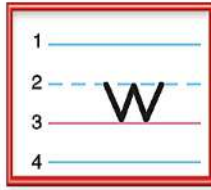

corn






13. Look and say

walk



14. Look, say and use

W for water




15. Trace and copy



Can you say more words?

Letter W w Practice:



55 88 ms. English Florida

Handwriting practice area with multiple rows of lines for tracing and copying uppercase 'W' and lowercase 'w'.



Project 2

I feel



Student's Book  
حل كتاب الطالب

Unit 8



Grade  
1B



967 55 882



ms.floraenglish



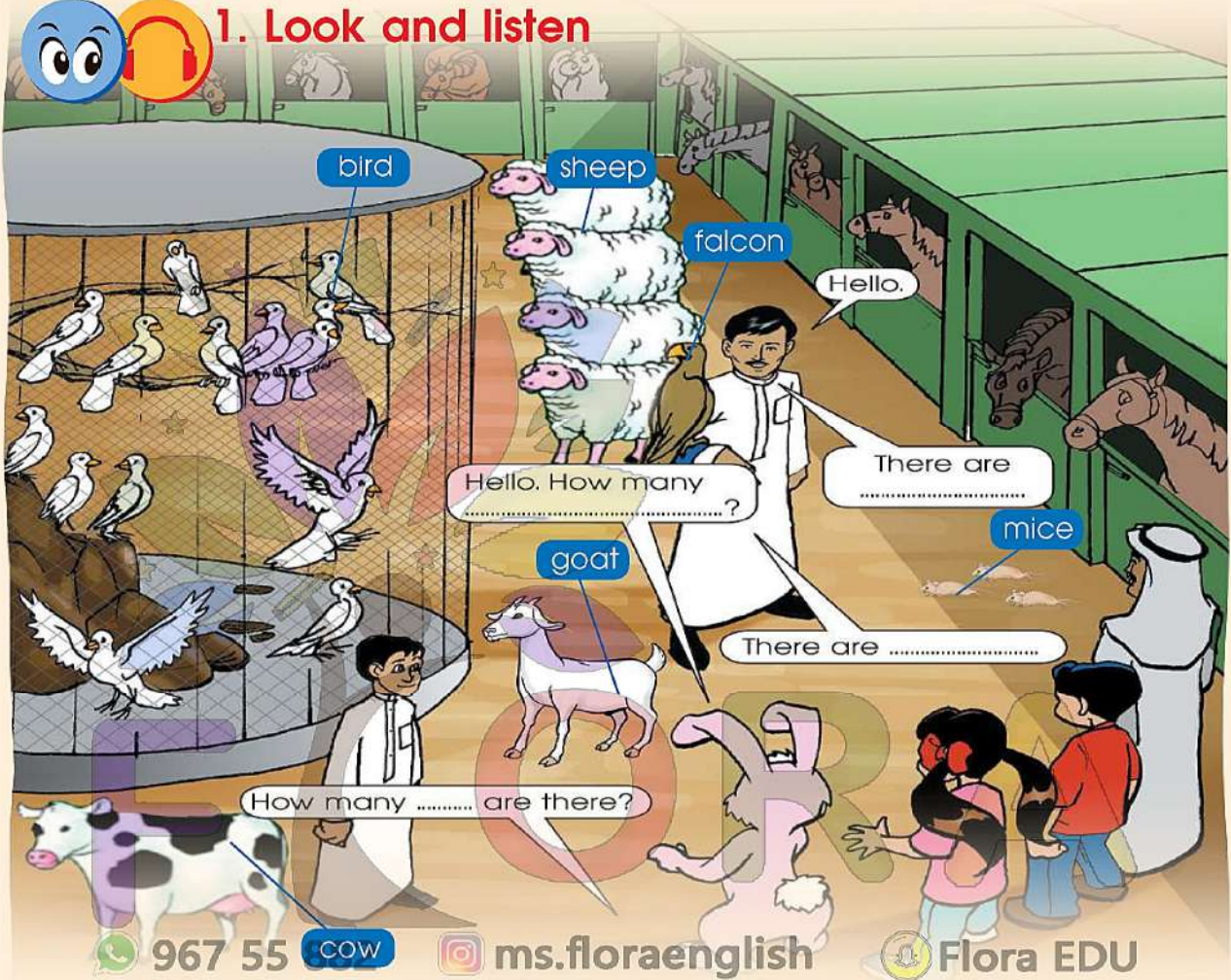
Flora EDU

Unit  
8

# On the farm



## 1. Look and listen



967 55 COW ms.floraenglish Flora EDU



## 2. Ask and answer

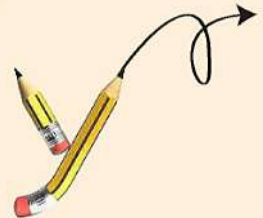



How many sheep are there?

There are 3 sheep.




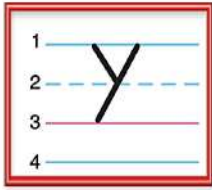

Name other animals





3. Look and say

# yellow



4. Look, say and use

**Y** for yoyo




5. Trace and copy



Can you say more words?

Letter Y y Practice:



yogurt

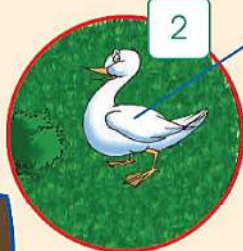

997 55 88% ms.floraenglish Flora EDU

Tracing practice area with multiple rows of uppercase 'Y' and lowercase 'y' on a four-line grid. The first row shows a large 'Y' with stroke order arrows. The second row shows a 'y' with stroke order arrows. The third row shows a 'y' with stroke order arrows. The fourth row shows a 'y' with stroke order arrows. The fifth row shows a 'y' with stroke order arrows. The sixth row shows a 'y' with stroke order arrows. The seventh row shows a 'y' with stroke order arrows. The eighth row shows a 'y' with stroke order arrows. The ninth row shows a 'y' with stroke order arrows. The tenth row shows a 'y' with stroke order arrows. The eleventh row shows a 'y' with stroke order arrows. The twelfth row shows a 'y' with stroke order arrows. The thirteenth row shows a 'y' with stroke order arrows. The fourteenth row shows a 'y' with stroke order arrows. The fifteenth row shows a 'y' with stroke order arrows. The sixteenth row shows a 'y' with stroke order arrows. The seventeenth row shows a 'y' with stroke order arrows. The eighteenth row shows a 'y' with stroke order arrows. The nineteenth row shows a 'y' with stroke order arrows. The twentieth row shows a 'y' with stroke order arrows.

I feel 😊 😊 😐



## 6. Look at the pictures, listen and say



duck

I can see a duck.



cat

I can see a cat.



dog

I can see a dog.



hen

I can see a hen.



## 7. Ask and answer



96 55 882

Is it a cat?

ms.floraenglish

Flora EDU



Is it a dog?



Yes, it is.

No, it is not.





## 8. Count and write

Y	P	P	Y	P	Y
P	Y	P	P	Y	P
Y	P	Y	P	P	Y
Y	P	Y	P	P	Y
P	Y	P	Y	P	Y

<b>16</b>
P


<b>14</b>
Y



## 9. Read, trace and match

1	cow	1	bird	1	goat
2		2		2	
3		3		3	
4	967 55 882	4	ms.floraenglish	4	Flora EDU

**Value**  
Don't frighten animals!



## Project 2

I feel 😊 😊 😐



## 10. Look and say



Sixteen



Seventeen



Eighteen



Nineteen



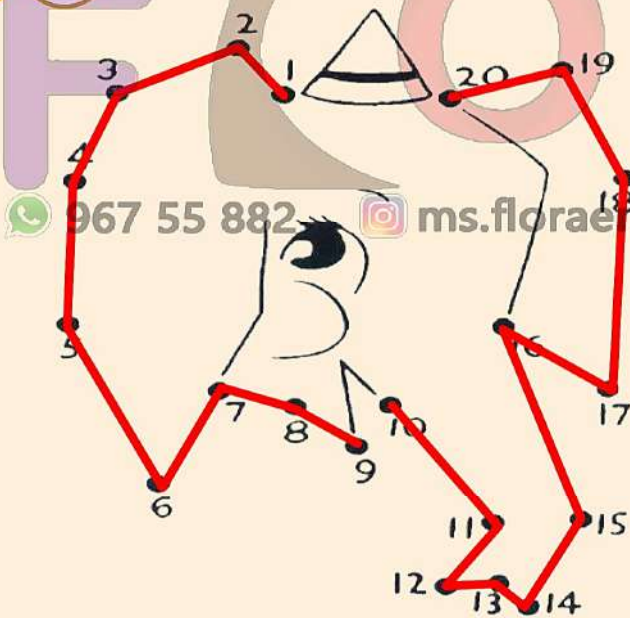
Twenty



Write the missing numbers.




## 11. Connect and colour



967 55 882

ms.floraenglish






Let's count our classroom objects



12. Look and say

goat



13. Look, say and use

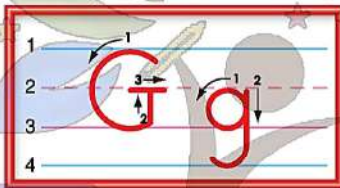
G for girl



14. Trace and copy




Can you say more words?



grapes

Letter G g Practice:



I feel



Student's Book  
حل كتاب الطالب

Unit 9



Grade  
1B



967 55 882



ms.floraenglish




Flora EDU

Unit  
9

# Learn about Kuwait



## 1. Look and listen



What does Kuwait flag look like?

**It is green, red, white and black.**



## 2. Read and mark ✓ or ✗

1. It's a flag.



2. It's a cat.



3. They are bags



4. They are hens



## 3. Count and write how many flags



How many flags?

**10 flags**



Keep Kuwait clean!



## 4. Colour by number

967 55 882

ms.floraenglish



Flora English



2 = purple

3 = yellow

4 = green

5 = red

6 = blue



### 5. Look and listen



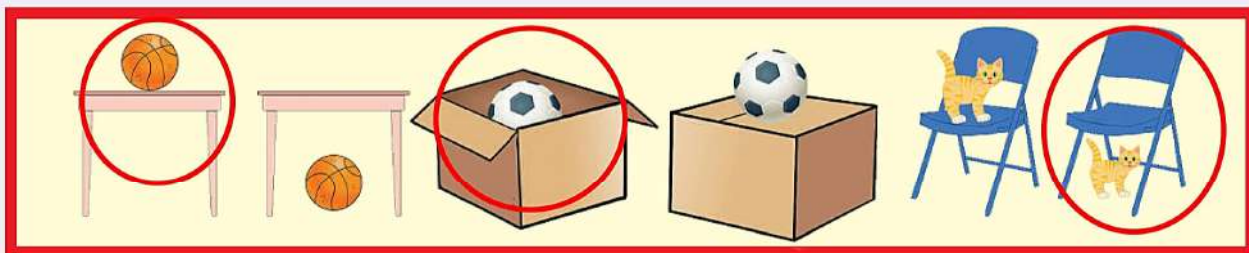
### 6. Ask and answer



Can you swim?



### 7. Listen and circle the right picture

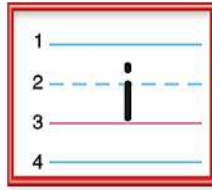
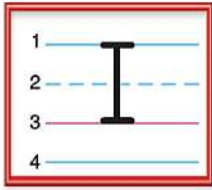


Where is your pencil?





### 8. Look and say

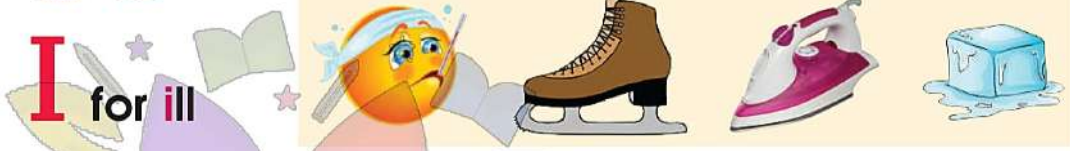


in



### 9. Look, say and use

**I** for ill





### 10. Trace and copy



Can you say more words?

Letter | i Practice:

067 55 832    @myfloraenglish    Flora EDU

Tracing practice for uppercase 'I' and lowercase 'i' on a four-line grid. The first row shows a large 'I' with stroke order arrows and numbers. The second row shows a large 'i' with stroke order arrows and numbers. The third row contains several 'I' characters for tracing, with the first one having stroke order arrows. The fourth row contains several 'i' characters for tracing, with the first one having stroke order arrows.

I feel 😊 😊 😐




11. Look at the pictures and write the missing letters



   i    n   



   o    n   



   u    n    d    e    r   



12. Colour the small letter

I

o i T

p

D p F

G

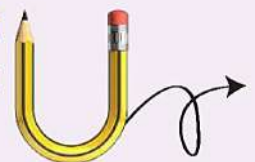
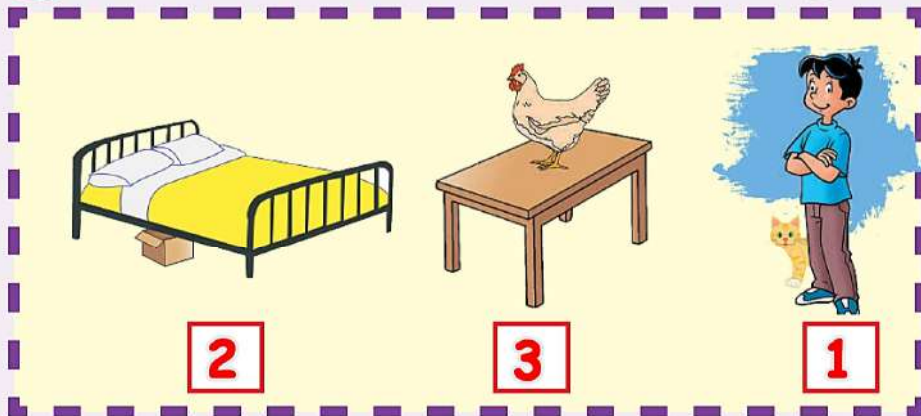
Y M g

A

S a K

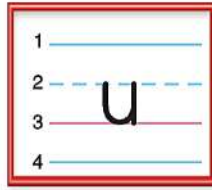



13. Listen and number






### 14. Look and say



# under



### 15. Look, say and use

# U


 for **u**ncle

### 16. Trace and copy







Can you say more words?

Letter **U** **u** Practice:



**u**mbrella

967 55 882  ms.fl  englist  Flo  EDU

I feel   



### 17. Look and say



### 18. Ask and answer



Where is the ball?



It is in the box.



967 55 882

ms.floraenglish

Flora EDU



### 19. Write the missing letters

6

si **x**



fo **x**



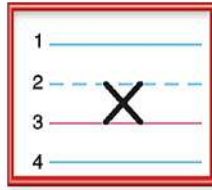
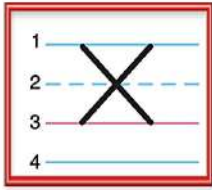
### Project 3



What is on the desk?



20. Look and say



x ray



21. Look, say and use

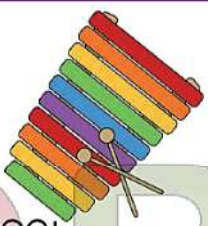
X for x ray

Can you say more words?

22. Trace and copy

Letter X x Practice:

xylophone



987 55 88 ms x oraenglis x Flo x EDU

Tracing practice lines for uppercase X and lowercase x.

I feel 😊 😊 😐

Student's Book  
حل كتاب الطالب

Unit 10



Grade  
1B



967 55 882



ms.floraenglish



Flora EDU

Unit  
10

# Let's play!



## 1. Look and listen



967956 882 Point, read and say Flora EDU

**v a n** van



**b o x** box

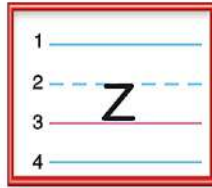
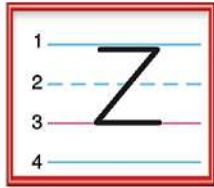


Where is your bag?

**It is on the chair.**



### 3. Look and say



# ZOO



### 4. Look, say and use

**Z** for zebra



# O

*value*  
Don't harm animals!




### 5. Trace and copy





Can you say more words?

Letter Z z Practice:



zookeeper

957 55 887  msfloraenglish  Flora EDU

Tracing practice area with uppercase Z and lowercase z on a four-line grid.

I feel 😊 😊 😐



### 6. Ask and answer



What is your friend doing?



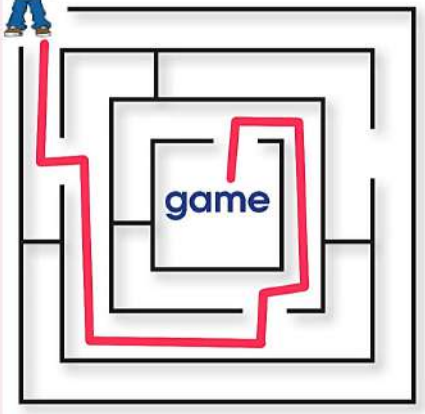
### 7. Help Ali to get to the word, then write it in the box.



967 55 882

ms.floraenglish

Flora EDU

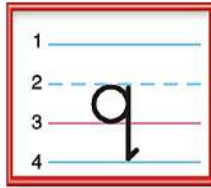



game





### 3. Look and say



# queen



### 4. Look, say and use

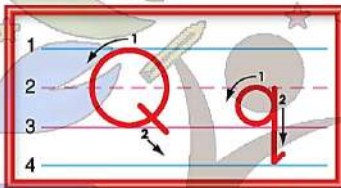
**Q** for quiet



### 5. Trace and copy

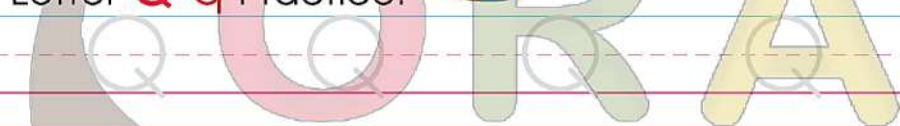
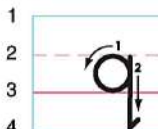
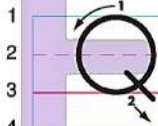


Can you say more words?



quilt

Letter Q q Practice:



I feel



## 6. Reorder the story



2



3



1



4



7. Circle the pictures with (q) sound.



8. Say it, connect it and write it.

967 55 882

ms.floraenglish

Flora English



z	f	o
a	o	k
v	i	p
w	a	n
y	b	o
g	x	s

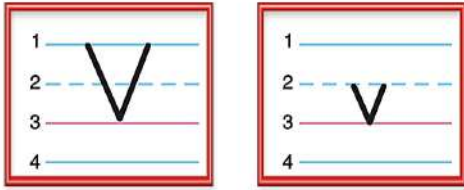
zoo

van

box



9. Look and say



10. Look, say and use

V for vase



11. Trace and copy

Can you say more words?

Letter V v Practice: vegetables

957 55 882 ms.florenglish Flor EDU

Tracing practice lines with uppercase 'V' and lowercase 'v' on a four-line grid. The first row shows a 'V' with stroke order arrows. The second row shows a 'v' with stroke order arrows. The third row shows a 'V' with stroke order arrows. The fourth row shows a 'v' with stroke order arrows. The fifth row shows a 'V' with stroke order arrows. The sixth row shows a 'v' with stroke order arrows. The seventh row shows a 'V' with stroke order arrows. The eighth row shows a 'v' with stroke order arrows. The ninth row shows a 'V' with stroke order arrows. The tenth row shows a 'v' with stroke order arrows. The eleventh row shows a 'V' with stroke order arrows. The twelfth row shows a 'v' with stroke order arrows. The thirteenth row shows a 'V' with stroke order arrows. The fourteenth row shows a 'v' with stroke order arrows. The fifteenth row shows a 'V' with stroke order arrows. The sixteenth row shows a 'v' with stroke order arrows. The seventeenth row shows a 'V' with stroke order arrows. The eighteenth row shows a 'v' with stroke order arrows. The nineteenth row shows a 'V' with stroke order arrows. The twentieth row shows a 'v' with stroke order arrows.

Project 4

I feel

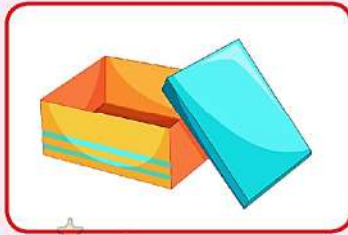


### 12. Read and draw

flag



box



camera



### 13. Circle the pictures with /v/ sound

V



### 14. Count, how many?



967 55 882

ms.floraenglish

Flora EDU

### 15. Complete the patterns by drawing and colouring the pictures:



# على الانستجرام

 **ms.floraenglish**

## موجود أكثر

نطق ومعاني الكلمات بالفيديو 

شرح القواعد بالفيديو 

جمل على كلمات كل وحده 

نماذج التعبير 

دروس الاسماع 

دائماً مع  
اعياننا من البداية وحتى النهاية

بداية: بتأهيل عيالنا وتطويرهم  
نهاية: الانضمام إلى كورسات المناهج من الصف الرابع إلى العاشر

نسعى لخلق  
جيل متعلم



# معهد فلورا كيدز للغة الانجليزية

📍 الجابية - قطعة 3ب

نخبة من المعلمات  
الأردنيات والسوريات واللبنانيات

تطوير  
مهارة القراءة

تأسيس

كورسات  
مدار العام

مناهج  
الوزارة

كتابة  
التعبير

أساسيات  
القواعد

دائماً مع  
اعياننا من البداية وحتى النهاية

بداية: بتأهيل عيالنا وتطويرهم  
نهاية: الانضمام إلى كورسات المناهج من الصف الرابع إلى العاشر

نسعى لخلق  
جيل متعلم